


**GREATER GIYANI MUNICIPALITY**

*Tel: 015 811 5500  
Fax: 015 812 2068*



*P/Bag X 9559  
Giyani  
826*

**OFFICE OF THE MUNICIPAL MANAGER  
APPROVED TARIFF STRUCTURE  
2022/2023 FINANCIAL YEAR  
AS PER MFMA BUDGET CIRCULARS NO.115**

A small, handwritten mark or signature in the bottom right corner of the page.

Water

| No | NATURE OF SERVICE | DESCRIPTION OF SERVICE            | Approved for 2021-2022 FY |        | Approved for 2022-2023 FY |         | Approved for 2023-2024 FY |         | Approved for 2024-2025 FY |         |
|----|-------------------|-----------------------------------|---------------------------|--------|---------------------------|---------|---------------------------|---------|---------------------------|---------|
| 1  | Water             | Residential                       | 0-6Kl                     | R5.55  | 0-6Kl                     | R 5.81  | 0-6Kl                     | R 6.07  | 0-6Kl                     | R 6.34  |
|    |                   |                                   | 6-12Kl                    | R6.12  | 6-12Kl                    | R 6.42  | 6-12Kl                    | R 6.70  | 6-12Kl                    | R 7.00  |
|    |                   |                                   | 12-40Kl                   | R6.20  | 12-40Kl                   | R 6.50  | 12-40Kl                   | R 6.78  | 12-40Kl                   | R 7.09  |
|    |                   |                                   | 40-90Kl                   | R7.21  | 40-90Kl                   | R 7.56  | 40-90Kl                   | R 7.89  | 40-90Kl                   | R 8.25  |
|    |                   |                                   | 90Kl and above            | R9.02  | 90Kl and above            | R 9.45  | 90Kl and above            | R 9.87  | 90Kl and above            | R 10.31 |
|    |                   |                                   |                           |        |                           | R -     |                           |         |                           |         |
|    |                   | Churches, Farm and Schools        | 0-50Kl                    | R7.41  | 0-50Kl                    | R 7.77  | 0-50Kl                    | R 8.11  | 0-50Kl                    | R 8.47  |
|    |                   |                                   | 51-200Kl                  | R7.77  | 51-200Kl                  | R 8.15  | 51-200Kl                  | R 8.51  | 51-200Kl                  | R 8.89  |
|    |                   |                                   | 201-400Kl                 | R8.17  | 201-400Kl                 | R 8.56  | 201-400Kl                 | R 8.94  | 201-400Kl                 | R 9.34  |
|    |                   |                                   | 401Kl and above           | R8.55  | 401Kl and above           | R 8.96  | 401Kl and above           | R 9.35  | 401Kl and above           | R 9.77  |
|    |                   |                                   |                           |        |                           |         |                           |         |                           |         |
|    |                   | Basic Charge Residential          | Per Month                 | R25.44 | Per Month                 | R 26.67 | Per Month                 | R 27.84 | Per Month                 | R 29.09 |
|    |                   |                                   | 0-6Kl                     | R0.00  | 0-6Kl                     | R -     | 0-6Kl                     | R -     | 0-6Kl                     | R -     |
|    |                   |                                   | 6-12Kl                    | R2.77  | 6-12Kl                    | R 2.91  | 6-12Kl                    | R 3.03  | 6-12Kl                    | R 3.17  |
|    |                   |                                   | 12-40Kl                   | R2.96  | 12-40Kl                   | R 3.10  | 12-40Kl                   | R 3.23  | 12-40Kl                   | R 3.38  |
|    |                   |                                   | 40-80Kl                   | R3.17  | 40-80Kl                   | R 3.32  | 40-80Kl                   | R 3.47  | 40-80Kl                   | R 3.62  |
|    |                   |                                   | 80Kl and above            | R4.30  | 80Kl and above            | R 4.51  | 80Kl and above            | R 4.71  | 80Kl and above            | R 4.92  |
|    |                   | Basic Charge (Indigent household) | Per Month                 | R12.73 | Per Month                 | R 13.34 | Per Month                 | R 13.93 | Per Month                 | R 14.55 |
|    |                   | Interest on arrears               | 0-72%pm                   | 0.72%  | 0-75%pm                   | R 0.01  | 0-78%pm                   | 0.79%   | 0-82%pm                   | 0.83%   |
|    |                   |                                   | 0-50Kl                    | R8.71  | 0-50Kl                    | R 9.13  | 0-50Kl                    | R 9.53  | 0-50Kl                    | R 9.96  |
|    |                   |                                   | 51-200Kl                  | R9.17  | 51-200Kl                  | R 9.61  | 51-200Kl                  | R 10.03 | 51-200Kl                  | R 10.48 |
|    |                   |                                   | 201-400Kl                 | R9.62  | 201-400Kl                 | R 10.09 | 201-400Kl                 | R 10.53 | 201-400Kl                 | R 11.00 |
|    |                   | Business                          | 401Kl and Above           | R10.11 | 401Kl and Above           | R 10.59 | 401Kl and Above           | R 11.06 | 401Kl and Above           | R 11.56 |
|    |                   |                                   | 0-50Kl                    | R8.32  | 0-50Kl                    | R 8.72  | 0-50Kl                    | R 9.10  | 0-50Kl                    | R 9.51  |
|    |                   |                                   | 51-200Kl                  | R8.74  | 51-200Kl                  | R 9.16  | 51-200Kl                  | R 9.57  | 51-200Kl                  | R 10.00 |
|    |                   | Government                        | 201-400Kl                 | R8.90  | 201-400Kl                 | R 9.32  | 201-400Kl                 | R 9.73  | 201-400Kl                 | R 10.17 |
|    |                   |                                   | 401Kl and more            | R9.15  | 401Kl and more            | R 9.59  | 401Kl and more            | R 10.01 | 401Kl and more            | R 10.47 |

T. Z. [Signature]

Water

|  |                 |         |                 |   |           |                 |   |          |                 |   |          |
|--|-----------------|---------|-----------------|---|-----------|-----------------|---|----------|-----------------|---|----------|
| Water Basic Business                         | Per Month       | R94     | Per Month       | R | 98.47     | Per Month       | R | 103      | Per Month       | R | 107      |
| Water Basic Government                       | Per Month       | R94     | Per Month       | R | 98.47     | Per Month       | R | 103      | Per Month       | R | 107      |
| Water Basic Farms                            | Per Month       | R94     | Per Month       | R | 98.47     | Per Month       | R | 103      | Per Month       | R | 107      |
| Water Basic Churches and Schools             | Per Month       | R94     | Per Month       | R | 98.47     | Per Month       | R | 103      | Per Month       | R | 107      |
| Water Connection: Residential                | Per incident    | R1,659  | Per incident    | R | 1,739.07  | Per incident    | R | 1,816    | Per incident    | R | 1,897    |
| Water Connection Indigent                    | Per incident    | R803    | Per incident    | R | 841.74    | Per incident    | R | 879      | Per incident    | R | 918      |
| Water Reconnection Fee:                      |                 |         |                 | R | -         |                 |   |          |                 |   |          |
| Indigent Residential Business                | Per incident    | R403    | Per incident    | R | 422.46    | Per incident    | R | 441.05   | Per incident    | R | 460.89   |
|  | Per incident    | R808    | Per incident    | R | 846.51    | Per incident    | R | 883.75   | Per incident    | R | 923.52   |
|  | Per incident    | R1,979  | Per incident    | R | 2,074.18  | Per incident    | R | 2,165.44 | Per incident    | R | 2,262.89 |
| Water Connection: Business & Size of Meter   |                 |         |                 |   |           |                 |   |          |                 |   |          |
| 15mm   | Per application | R1,602  | Per application | R | 1,678.72  | Per application | R | 1,753    | Per application | R | 1,831    |
| 20mm   | Per application | R1,916  | Per application | R | 2,007.48  | Per application | R | 2,096    | Per application | R | 2,190    |
| 40mm   | Per application | R4,040  | Per application | R | 4,234.12  | Per application | R | 4,420    | Per application | R | 4,619    |
| 50mm   | Per application | R6,885  | Per application | R | 7,215.16  | Per application | R | 7,533    | Per application | R | 7,872    |
| 80mm   | Per application | R8,391  | Per application | R | 8,793.82  | Per application | R | 9,181    | Per application | R | 9,594    |
| 100mm  | Per application | R9,522  | Per application | R | 9,978.62  | Per application | R | 10,418   | Per application | R | 10,886   |
| 150mm  | Per application | R10,748 | Per application | R | 11,263.46 | Per application | R | 11,759   | Per application | R | 12,288   |
| 200mm  | Per application | R11,690 | Per application | R | 12,251.32 | Per application | R | 12,790   | Per application | R | 13,366   |
| Water Connection: Government & Size of Meter |                 |         |                 |   |           |                 |   |          |                 |   |          |
| 15mm   | Per application | R1,717  | Per application | R | 1,799.42  | Per application | R | 1,879    | Per application | R | 1,963    |
| 20mm   | Per application | R2,049  | Per application | R | 2,147.24  | Per application | R | 2,242    | Per application | R | 2,343    |
| 40mm   | Per application | R4,343  | Per application | R | 4,551.76  | Per application | R | 4,752    | Per application | R | 4,966    |
| 50mm   | Per application | R7,374  | Per application | R | 7,728.15  | Per application | R | 8,068    | Per application | R | 8,431    |
| 80mm   | Per application | R8,991  | Per application | R | 9,422.75  | Per application | R | 9,837    | Per application | R | 10,280   |
| 100mm  | Per application | R10,202 | Per application | R | 10,691.71 | Per application | R | 11,162   | Per application | R | 11,664   |
| 150mm  | Per application | R11,514 | Per application | R | 12,067.09 | Per application | R | 12,598   | Per application | R | 13,165   |
| 200mm  | Per application | R12,525 | Per application | R | 13,126.41 | Per application | R | 13,704   | Per application | R | 14,321   |

Water

|  |                                  |                 |                 |                 |                 |                 |                 |          |  |
|--|----------------------------------|-----------------|-----------------|-----------------|-----------------|-----------------|-----------------|----------|--|
| Water Connection: Churches, Farms & Schools. Size of | 15mm                             | R1,659          | Per application | R 1,739.07      | Per application | R 1,816         | Per application | R 1,897  |  |
|  | 20mm                             | R1,982          | Per application | R 2,077.36      | Per application | R 2,169         | Per application | R 2,266  |  |
|  | 40mm                             | R4,198          | Per application | R 4,399.29      | Per application | R 4,593         | Per application | R 4,800  |  |
|  | 50mm                             | R5,762          | Per application | R 6,038.31      | Per application | R 6,304         | Per application | R 6,588  |  |
|  | 80mm                             | R8,691          | Per application | R 9,108.29      | Per application | R 9,509         | Per application | R 9,937  |  |
|  | 100mm                            | R9,863          | Per application | R 10,335.96     | Per application | R 10,791        | Per application | R 11,276 |  |
|  | 150mm                            | R11,133         | Per application | R 11,666.86     | Per application | R 12,180        | Per application | R 12,728 |  |
|  | 200mm                            | R12,108         | Per application | R 12,689.66     | Per application | R 13,248        | Per application | R 13,844 |  |
|  | Meter Relocation: All Categories |                 |                 |                 |                 |                 |                 |          |  |
|  | 15mm                             | R926            | Per application | R 970.39        | Per application | R 1,013         | Per application | R 1,059  |  |
| 20mm   | R1,106                           | Per application | R 1,159.38      | Per application | R 1,210         | Per application | R 1,265         |          |  |
| 40mm   | R2,346                           | Per application | R 2,458.52      | Per application | R 2,567         | Per application | R 2,682         |          |  |
| 50mm   | R3,981                           | Per application | R 4,172.18      | Per application | R 4,356         | Per application | R 4,552         |          |  |
| 80mm   | R4,854                           | Per application | R 5,086.98      | Per application | R 5,311         | Per application | R 5,550         |          |  |
| 100mm  | R5,509                           | Per application | R 5,773.08      | Per application | R 6,027         | Per application | R 6,298         |          |  |
| 150mm  | R6,216                           | Per application | R 6,514.77      | Per application | R 6,801         | Per application | R 7,107         |          |  |
| 200mm  | R6,763                           | Per application | R 7,088.10      | Per application | R 7,400         | Per application | R 7,733         |          |  |
| Illegal Connection Fine:                             |                                  |                 |                 |                 |                 |                 |                 |          |  |
| Residential  | R3,131                           | Per incident    | R 3,281.21      | Per incident    | R 3,426         | Per incident    | R 3,580         |          |  |
| Government, Business and Churches                    | R15,307                          | Per incident    | R 16,041.74     | Per incident    | R 16,748        | Per incident    | R 17,501        |          |  |
| Illegal Usage of unmetered water: Residential        | R8,219                           | Per incident    | R 8,613.73      | Per incident    | R 8,993         | Per incident    | R 9,397         |          |  |

Refuse, rates & sanitation

| No  | NATURE OF SERVICE   | Approved for 2021-2022 FY          |              | Approved for 2022-2023 FY |              | Approved for 2023-2024 FY |              | Approved for 2024-2025 FY |              |         |
|---|---|------------------------------------|--------------|---------------------------|--------------|---------------------------|--------------|---------------------------|--------------|---------|
|   |   | Per incident                       | R 3,192      | Per incident              | R 3,345      | Per incident              | R 3,492      | Per incident              | R 3,649      |         |
| 2   | General Services<br>Business Sites  | Refuse Removal daily collection    |              |                           |              |                           |              |                           |              |         |
|   |   | Refuse Removal Businesses (Large)  |              |                           |              |                           |              |                           |              |         |
|   |   | - Mail                             |              |                           |              |                           |              |                           |              |         |
|   |   | - Shopping Complex                 |              |                           |              |                           |              |                           |              |         |
|   |   | - Mini Complex                     | per month    | R 2,155                   | per month    | R 2,258                   | per month    | R 2,358                   | per month    | R 2,464 |
|   |   | Refuse Removal Government          |              |                           |              |                           |              |                           |              |         |
|   |   | Refuse Removal Schools and Farms   |              |                           |              |                           |              |                           |              |         |
|   |   | Refuse Removal Businesses (Medium) |              |                           |              |                           |              |                           |              |         |
|   |   | - Hardware and Warehouses          |              |                           |              |                           |              |                           |              |         |
|   |   | - Guest Houses                     |              |                           |              |                           |              |                           |              |         |
| - Garages   |   |                                    |              |                           |              |                           |              |                           |              |         |
| - Butcherries   |   |                                    |              |                           |              |                           |              |                           |              |         |
| - Funeral Parlours  | per month   | R 1,077                            | per month    | R 1,129                   | per month    | R 1,179                   | per month    | R 1,232                   |              |         |
| Refuse Removal Clinics (Villages)   |   |                                    |              |                           |              |                           |              |                           |              |         |
| Refuse Removal in Villages (Risinga View, B9, Eco Park and Refuse Removal Businesses (Small)) |   |                                    |              |                           |              |                           |              |                           |              |         |
| - Spares  |   |                                    |              |                           |              |                           |              |                           |              |         |
| - Old Age Home  |   |                                    |              |                           |              |                           |              |                           |              |         |
| - Carwash   | per month   | R 455                              | per month    | R 476                     | per month    | R 497                     | per month    | R 520                     |              |         |
| 3   | Residential Sites<br>NB: General service is payable from the date of purchase whether the site is developed or not. | Refuse Removal Curcenes and        |              |                           |              |                           |              |                           |              |         |
|   |   | - Garden refuse Business           | per month    | R 362                     | per month    | R 380                     | per month    | R 396                     | per month    | R 414   |
|   |   | - Building rubbles Business        | per load     | R 640                     | per load     | R 670                     | per load     | R 700                     | per load     | R 731   |
|   |   | - Refuse Removal Residential       | per month    | R 400                     | per month    | R 420                     | per month    | R 440                     | per month    | R 460   |
|   |   | - Refuse Removal Indigent          | Free         | Free                      | Free         | Free                      | Free         | Free                      | Free         | Free    |
|   |   | - Garden refuse Residential        | per load     | R 640                     | per load     | R 670                     | per load     | R 700                     | per load     | R 731   |
|   |   | - Garden refuse (Penalty)          | per truck    | R 1,347                   | per truck    | R 1,412                   | per truck    | R 1,474                   | per truck    | R 1,540 |
|   |   | - Building refuse (Penalty)        | per incident | R 3,192                   | per incident | R 3,345                   | per incident | R 3,492                   | per incident | R 3,649 |
|   |   | - Building rubbles Residential     | per load     | R 799                     | per load     | R 837                     | per load     | R 874                     | per load     | R 913   |
|   |   | - Refuse Bin (Sale) 80L            | Per Unit     | R 223                     | Per Unit     | R 233                     | Per Unit     | R 244                     | Per Unit     | R 255   |
| - Refuse Bin Sale 240 L   | Per Unit  | R 558                              | Per Unit     | R 584                     | Per Unit     | R 610                     | Per Unit     | R 637                     |              |         |
| - Skip Bin rental   | per week  | R 421                              | per week     | R 442                     | per week     | R 461                     | per week     | R 482                     |              |         |

AA

Refuse, rates & sanitation

| 4 | Property Rates   | p.a                            | R 39 p.a      | R | 41            | p.a                                   | R             | 43                                    | per week | R             | 45 |
|---|--|--------------------------------|---------------|---|---------------|---------------------------------------|---------------|---------------------------------------|----------|---------------|----|
|   | Basic cemetery charge  |                                |               |   |               |                                       |               |                                       |          |               |    |
|   | Business and Commercial  | 0.03031 per rand annually...0% | 0.03031       |   | R 0.03176     | 0.03291 per rand annually...0% rebate | R 0.03316     | 0.03439 per rand annually...0% rebate |          | R 0.03465     |    |
|   | Properties owned by organ of states and used for public service purposes | 0.04813 per rand annually...0% | 0.04813       |   | R 0.05044     | 0.05226 per rand annually...0% rebate | R 0.05266     | 0.05461 per rand annually...0% rebate |          | R 0.05503     |    |
|   | Residential Properties - private owned                                   | 0.00758 per rand annually...0% | 0.00758       |   | R 0.00794     | 0.00788 per rand annually...0% rebate | R 0.00829     | 0.00860 per rand annually...0% rebate |          | R 0.00866     |    |
|   | Residential Properties - State owned                                     | 0.00758 per rand annually...0% | 0.00758       |   | R 0.00794     | 0.00788 per rand annually...0% rebate | R 0.00829     | 0.00860 per rand annually...0% rebate |          | R 0.00866     |    |
|   | Industrial Properties  | 0.01501 per rand annually...0% | 0.01501       |   | R 0.01573     | 0.01561 per rand annually...0% rebate | R 0.01629     | 0.01703 per rand annually...0% rebate |          | R 0.01716     |    |
|   | Agricultural Properties  | 0.00193 per rand annually...0% | 0.00193       |   | R 0.00202     | 0.00200 per rand annually...0% rebate | R 0.00211     | 0.00218 per rand annually...0% rebate |          | R 0.00220     |    |
|   | Municipal Properties   | Exempted                       | Exempted      |   | Exempted      | Exempted                              | Exempted      | Exempted                              |          | Exempted      |    |
|   | Place of Workshop  | Impermissible                  | Impermissible |   | Impermissible | Impermissible                         | Impermissible | Impermissible                         |          | Impermissible |    |
|   | Per Section 78, MPRA   | Per application                | 400.00000     |   | R 419         | Per application                       | R 437.64      | Per application                       |          | R 457         |    |
|   | timeframe  |                                |               |   |               |                                       |               |                                       |          |               |    |
|   | <b>Sanitation</b>  |                                |               |   |               |                                       |               |                                       |          |               |    |
|   | <b>Basic charge Residential</b>  |                                |               |   |               |                                       |               |                                       |          |               |    |
|   | Sewerage Basic Business  | per month                      | R 41          |   | R 43          | per month                             | R 45          | per month                             |          | R 47          |    |
|   | Sewerage Basic Government  | per month                      | R 170         |   | R 178         | per month                             | R 186         | per month                             |          | R 194         |    |
|   | Sewerage Basic Churches  | per month                      | R 170         |   | R 178         | per month                             | R 186         | per month                             |          | R 194         |    |
|   | Sewerage Basic Farms   | per month                      | R 100         |   | R 105         | per month                             | R 109         | per month                             |          | R 114         |    |
|   | Sewerage Basic Schools   | per month                      | R 100         |   | R 105         | per month                             | R 109         | per month                             |          | R 114         |    |
|   | <b>Sewerage Blockage</b>   |                                |               |   |               |                                       |               |                                       |          |               |    |
|   | Residential  | per occasion(Rods usage)       | R 303         |   | R 318         | per occasion(Rods usage)              | R 332         | per occasion(Rods usage)              |          | R 347         |    |
|   | Business   | per occasion(Rods usage)       | R 1,347       |   | R 1,412       | per occasion(Rods usage)              | R 1,474       | per occasion(Rods usage)              |          | R 1,540       |    |
|   | Churches, Farm and Schools Government                                    | per occasion( unscavating)     | R 1,347       |   | R 1,412       | per occasion( unscavating)            | R 1,474       | per occasion( unscavating)            |          | R 1,540       |    |
|   | <b>Sewerage Connection:</b>  |                                |               |   |               |                                       |               |                                       |          |               |    |
|   | Residential  | Per application                | R 2,526       |   | R 2,648       | Per application                       | R 2,764       | Per application                       |          | R 2,888       |    |
|   | Business   | Per application                | R 3,031       |   | R 3,176       | Per application                       | R 3,316       | Per application                       |          | R 3,465       |    |

Refuse, rates & sanitation

|  |                 |   |        |                 |   |        |                 |   |        |                 |   |        |  |
|--|-----------------|---|--------|-----------------|---|--------|-----------------|---|--------|-----------------|---|--------|--|
| Farms, Churches/Schools<br>Government<br>Indigent<br>Illegal Connection Fine:<br>Residential<br>Government, Business and<br>Churches<br>Illegal Usage of unmetered<br>water: Residential<br>Illegal (penalty) sewerage<br>connection | Per application | R | 3,031  | Per application | R | 3,176  | Per application | R | 3,316  | Per application | R | 3,465  |  |
|  | Per application | R | 3,031  | Per application | R | 3,176  | Per application | R | 3,316  | Per application | R | 3,465  |  |
|  | Per application | R | 758    | Per application | R | 794    | Per application | R | 829    | Per application | R | 866    |  |
|  | Per application | R |        | Per application | R | -      | Per application | R | -      | Per application | R | -      |  |
|  | Per application | R | 3,131  | Per application | R | 3,281  | Per application | R | 3,426  | Per application | R | 3,580  |  |
|  | Per application | R | 15,307 | Per application | R | 16,042 | Per application | R | 16,748 | Per application | R | 17,501 |  |
|  | Per application | R | 8,219  | Per application | R | 8,614  | Per application | R | 8,993  | Per application | R | 9,397  |  |
|  | Per application | R | 3,034  | Per application | R | 3,179  | Per application | R | 3,319  | Per application | R | 3,469  |  |
|  |                 |   |        |                 |   |        |                 |   |        |                 |   |        |  |
|  |                 |   |        |                 |   |        |                 |   |        |                 |   |        |  |
|  |                 |   |        |                 |   |        |                 |   |        |                 |   |        |  |

Other service

| No | NATURE OF SERVICE | Approved for 2021-2022 FY                  |         | Approved for 2022-2023 FY |          | Approved for 2023-2024 FY |          | Approved for 2024-2025 FY |          |
|----|-------------------|--|---------|---------------------------|----------|---------------------------|----------|---------------------------|----------|
| 6  | Other Services    | Cutting of Tree                            | R 843   | minimum                   | R 883    | minimum                   | R 922    | minimum                   | R 963    |
|    |                   | Selling of fruit trees                     | R 34    | p/tree                    | R 36     | p/tree                    | R 37     | p/tree                    | R 39     |
|    |                   | Selling of indigenous trees                | R 41    | p/tree                    | R 43     | p/tree                    | R 45     | p/tree                    | R 47     |
|    |                   | Container (phone & others)                 |         |                           | R -      |                           |          |                           |          |
|    |                   | Loose phone                                | R 203   | p/m                       | R 213    | p/m                       | R 222    | p/m                       | R 232    |
|    |                   | Certificate of Acceptability               | R 100   | p/m                       | R 105    | p/m                       | R 109    | p/m                       | R 114    |
|    |                   | Certificate of Competence                  | R 235   | p/issue                   | R 246    | p/issue                   | R 257    | p/issue                   | R 268    |
|    |                   | Health Certificate                         | R 235   | p/issue                   | R 246    | p/issue                   | R 257    | p/issue                   | R 268    |
|    |                   | Child Care Services Certificate            | R 235   | p/issue                   | R 246    | p/issue                   | R 257    | p/issue                   | R 268    |
|    |                   | Spaza Shop Hawkers License                 | R 235   | p/issue                   | R 246    | p/issue                   | R 257    | p/issue                   | R 268    |
|    |                   | Renewal of Hawkers License                 | R 211   | pa                        | R 221    | pa                        | R 230    | pa                        | R 241    |
|    |                   | Lost Copy of Hawker's License              | R -     | pa                        | R -      | pa                        | R -      | pa                        | R -      |
|    |                   | Late Renewal of Hawkers License            | R 218   | Per incident              | R 229    | Per incident              | R 239    | Per incident              | R 250    |
|    |                   | Trading at no trading zone(fine per day)   | R 21    | Per incident              | R 22     | Per incident              | R 23     | Per incident              | R 24     |
|    |                   | Developmental Fund(all village Households) | R 506   | Per incident              | R 530    | Per incident              | R 554    | Per incident              | R 579    |
|    |                   | Leasing Council Property                   | R -     | Per incident              | R -      | Per incident              | R -      | Per incident              | R -      |
|    |                   | Fruit and Vegetable                        | R 65    | R65 per square meter.     | R 68     | R68 per square meter.     | R 71     | R71 per square meter.     | R 74     |
|    |                   | Clothing (clothes radios & others)         | R 170   | p.m                       | R 178    | p.m                       | R 186    | p.m                       | R 194    |
|    |                   | Jumble sale                                | R 455   | p/m                       | R 476    | p/m                       | R 497    | p/m                       | R 520    |
|    |                   | Food Stuff                                 | R 133   | p/m                       | R 140    | p/m                       | R 146    | p/m                       | R 152    |
|    |                   | Hair Services                              | R 170   | p/m                       | R 178    | p/m                       | R 186    | p/m                       | R 194    |
|    |                   | Walking Hawkers                            | R 203   | p.m                       | R 213    | p.m                       | R 222    | p.m                       | R 232    |
|    |                   | Car Wash (Meters) permit                   | R 203   | p.m                       | R 213    | p.m                       | R 222    | p.m                       | R 232    |
|    |                   | Illegal dumping of medical waste           | R 506   | p/m                       | R 530    | p/m                       | R 554    | p/m                       | R 579    |
|    |                   |  | R 9,575 | Per incident              | R 10,034 | Per incident              | R 10,476 | Per incident              | R 10,947 |



Advert, sale of site

| No    | NATURE OF SERVICE               | DESCRIPTION OF SERVICE      | Approved for 2021-2022 FY |           | Approved for 2022-2023 FY |           | Approved for 2023-2024 FY |           | Approved for 2024-2025 FY |           |
|-------|---------------------------------|-----------------------------|---------------------------|-----------|---------------------------|-----------|---------------------------|-----------|---------------------------|-----------|
|       |                                 |                             | Central Supplier Database | N/A - CSD | Central Supplier Database | N/A - CSD | Central Supplier Database | N/A - CSD | Central Supplier Database | N/A - CSD |
| 7     | Registration of Service         | CA Engineering Services     |                           | N/A - CSD |                           | N/A - CSD |                           | N/A - CSD |                           | N/A - CSD |
|       |                                 | CB Contractors              |                           | N/A - CSD |                           | N/A - CSD |                           | N/A - CSD |                           | N/A - CSD |
|       |                                 | CC Personal Services        |                           | N/A - CSD |                           | N/A - CSD |                           | N/A - CSD |                           | N/A - CSD |
|       |                                 | CD Catering                 |                           | N/A - CSD |                           | N/A - CSD |                           | N/A - CSD |                           | N/A - CSD |
| 8     | Outdoor Advertising Bill Boards | HARD BOARD                  | Per board                 | R 1,203   | Per board                 | R 1,260   | Per board                 | R 1,316   | Per board                 | R 1,375   |
|       |                                 | Illegal bill boards penalty | Per incident              | R 2,526   | Per incident              | R 2,648   | Per incident              | R 2,764   | Per incident              | R 2,888   |
|       |                                 | Electronic bill boards      | Per board                 | R 4,210   | per boards                | R 4,412   | per boards                | R 4,597   | per boards                | R 4,804   |
|       |                                 |                             |                           | R -       |                           | R -       |                           | R -       |                           | R -       |
|       |                                 | 48/60 cm Iron Board         | Per board                 | R 506     | Per board                 | R 530     | Per board                 | R 554     | Per board                 | R 579     |
|       |                                 | 60/120 cm Iron Board        | Per board                 | R 673     | Per board                 | R 705     | Per board                 | R 736     | Per board                 | R 769     |
|       |                                 | 120/200 cm Iron Board       | Per board                 | R 843     | Per board                 | R 883     | Per board                 | R 922     | Per board                 | R 963     |
|       |                                 | 200/300 cm Iron Board       | Per board                 | R 926     | Per board                 | R 970     | Per board                 | R 1,013   | Per board                 | R 1,059   |
|       |                                 | Promotion / Cars            | per day                   | R 843     | per day                   | R 883     | per day                   | R 922     | per day                   | R 963     |
|       |                                 | Other promotions penalty    | Per incident              | R 421     | Per incident              | R 442     | Per incident              | R 461     | Per incident              | R 482     |
| 9     | House Rental                    | Sheep & Goat Hawking        | Per Unit                  | R 3,192   | Per Unit                  | R 3,345   | Per Unit                  | R 3,492   | Per Unit                  | R 3,649   |
|       |                                 | Banner                      | Per Unit                  | R 506     | Per Unit                  | R 530     | Per Unit                  | R 554     | Per Unit                  | R 579     |
|       |                                 | Poster                      | Per Unit                  | R 52      | Per Unit                  | R 54      | Per Unit                  | R 56      | Per Unit                  | R 59      |
|       |                                 |                             | Per Unit                  | R 52      | Per Unit                  | R 54      | Per Unit                  | R 56      | Per Unit                  | R 59      |
|       |                                 |                             | Per Unit                  | R 26      | Per Unit                  | R 27      | Per Unit                  | R 28      | Per Unit                  | R 29      |
|       |                                 |                             |                           | R -       |                           | R -       |                           | R -       |                           | R -       |
|       |                                 | Jul-19                      |                           | R 597     |                           | R 626     |                           | R 653     |                           | R 683     |
|       |                                 | Jul-19                      |                           | R 489     |                           | R 512     |                           | R 535     |                           | R 559     |
|       |                                 | LU I                        |                           | R -       |                           | R -       |                           | R -       |                           | R -       |
|       |                                 | LU II                       |                           | R -       |                           | R -       |                           | R -       |                           | R -       |
| Sales | Two-roomed                      | B1 - Two(2) bedroom         |                           | R 2,389   | B1 - Two(2) bedroom       | R 2,503   | B1 - Two(2) bedroom       | R 2,613   | B1 - Two(2) bedroom       | R 2,731   |
|       |                                 | B4 - Three (3) Bedroom      |                           | R 2,714   | B4 - Three (3) Bedroom    | R 2,845   | B4 - Three (3) Bedroom    | R 2,970   | B4 - Three (3) Bedroom    | R 3,103   |
|       |                                 |                             | As per the applicable     | R -       | As per the applicable     | R -       | As per the applicable     | R -       | As per the applicable     | R -       |
|       |                                 |                             | Assets disposal policy    | R -       | Assets disposal policy    | R -       | Assets disposal policy    | R -       | Assets disposal policy    | R -       |
|       |                                 | Jul-17                      |                           | R -       |                           | R -       |                           | R -       |                           | R -       |

Advert, sale of site

|  |   |                 |              |                 |                |                 |          |                 |          |  |
|--|---|-----------------|--------------|-----------------|----------------|-----------------|----------|-----------------|----------|--|
|  | 51/9C   | R -             | R -          | R -             | R -            | R -             | R -      | R -             | R -      |  |
|  | B1  | R -             | R -          | R -             | R -            | R -             | R -      | R -             | R -      |  |
|  | B4  | R -             | R -          | R -             | R -            | R -             | R -      | R -             | R -      |  |
|  | <b>Business</b>                               | R -             | R -          | R -             | R -            | R -             | R -      | R -             | R -      |  |
|  | CBD Area / Business                           | per m2          | 760 per m2   | R 797 per m2    | R 832 per m2   | R 869           | R 869    | R 869           | R 869    |  |
|  | Proclaimed Area                               | per m2          | 760 per m2   | R 797 per m2    | R 832 per m2   | R 869           | R 869    | R 869           | R 869    |  |
|  | Church  | per m2          | 380 per m2   | R 398 per m2    | R 416 per m2   | R 434           | R 434    | R 434           | R 434    |  |
|  | <b>Industrial Area</b>                        | per m2          | 651 per m2   | R 683 per m2    | R 713 per m2   | R 745           | R 745    | R 745           | R 745    |  |
|  | <b>Residential</b>                            | R -             | R -          | R -             | R -            | R -             | R -      | R -             | R -      |  |
|  | Residential Area (Serviced Land/Proclaimed)   | per m2          | 249 per m2   | R 261 per m2    | R 273 per m2   | R 285           | R 285    | R 285           | R 285    |  |
|  | Residential Area (Unserviced Land)            | per m2          | 163 per m2   | R 171 per m2    | R 178 per m2   | R 186           | R 186    | R 186           | R 186    |  |
|  | Administration fees (sale of sites)           | Per application | 489          | Per application | R 512          | Per application | R 535    | Per application | R 559    |  |
|  | Rural (Business)                              | per m2          | 1,262 per m2 | R 1,323 per m2  | R 1,381 per m2 | R 1,443         | R 1,443  | R 1,443         | R 1,443  |  |
|  | Site Identification: Business                 | Per application | 506          | Per application | R 530          | Per application | R 554    | Per application | R 579    |  |
|  | Residential                                   | Per application | R -          | Per application | R -            | Per application | R -      | Per application | R -      |  |
|  |   | R -             | R -          | R -             | R -            | R -             | R -      | R -             | R -      |  |
|  | <b>Activities</b>                             |                 |              |                 |                |                 |          |                 |          |  |
|  | School Activities: Farewell                   | Per day         | R 1,443      | Per day         | R 1,513        | Per day         | R 1,579  | Per day         | R 1,650  |  |
|  | School Activities: Farewell                   | Per night       | R 2,406      | Per night       | R 2,521        | Per night       | R 2,632  | Per night       | R 2,750  |  |
|  | Award Giving                                  | Per day         | R 1,443      | Per day         | R 1,513        | Per day         | R 1,579  | Per day         | R 1,650  |  |
|  | Award Giving                                  | Per night       | R 2,406      | Per night       | R 2,521        | Per night       | R 2,632  | Per night       | R 2,750  |  |
|  | Choral Activities with no gate takings        | Per day         | R 1,443      | Per day         | R 1,513        | Per day         | R 1,579  | Per day         | R 1,650  |  |
|  | Choral Activities-competitions and promotions | Per night       | R 12,028     | Per night       | R 12,605       | Per night       | R 13,159 | Per night       | R 13,752 |  |
|  | Church Activities                             | Per application | R 12,028     | Per application | R 12,605       | Per application | R 13,159 | Per application | R 13,752 |  |
|  | Church Activities                             | Per day         | 6,014        | Per day         | R 6,302        | Per day         | R 6,580  | Per day         | R 6,876  |  |
|  | Meetings :Ordinary                            | Per night       | R 18,041     | Per night       | R 18,907       | Per night       | R 19,739 | Per night       | R 20,627 |  |
|  | Meetings :Mass                                | Per event       | R 34,266     | Per event       | R 35,911       | Per event       | R 37,491 | Per event       | R 39,178 |  |
|  | Parking Area Usage                            | Per event       | R 57,111     | Per event       | R 59,852       | Per event       | R 62,486 | Per event       | R 65,297 |  |
|  | Parking Area Usage                            | Per application | R 1,203      | Per application | R 1,260        | Per application | R 1,316  | Per application | R 1,375  |  |

Advert, sale of site

| Centre and Municipal Community Halls - ( NONE Refundable 50% deposit payable for all facilities 2018-2019) | Government Department                         | Per application | R    | 1,203  | Per application | R    | 1,260  | Per application | R    | 1,316  | Per application | R    | 1,375  |
|--|---|-----------------|------|--------|-----------------|------|--------|-----------------|------|--------|-----------------|------|--------|
|  | Funeral Activities                            | Per application | R    | 6,014  | Per application | R    | 6,302  | Per application | R    | 6,580  | Per application | R    | 6,876  |
|  | Weddings/Receptions/Parties/Anniversaries p/d | Per day         | R    | 9,021  | Per day         | R    | 9,454  | Per day         | R    | 9,870  | Per day         | R    | 10,314 |
|  | Weddings/Receptions/Parties/Anniversaries p/d | Per night       | R    | 18,041 | Per night       | R    | 18,907 | Per night       | R    | 19,739 | Per night       | R    | 20,627 |
|  | Graduations p/d                               | Per day         | R    | 1,443  | Per day         | R    | 1,513  | Per day         | R    | 1,579  | Per day         | R    | 1,650  |
|  | Graduations P/N                               | Per night       | R    | 2,406  | Per night       | R    | 2,521  | Per night       | R    | 2,632  | Per night       | R    | 2,750  |
|  | Fashion Display/Exhibitions                   | Per application | R    | 12,028 | Per application | R    | 12,605 | Per application | R    | 13,159 | Per application | R    | 13,752 |
|  | Festival/Concert                              | Per day         | R    | 24,055 | Per day         | R    | 25,210 | Per day         | R    | 26,319 | Per day         | R    | 27,503 |
|  | Festival/Concert                              | Per night       | R    | 54,124 | Per night       | R    | 56,722 | Per night       | R    | 59,218 | Per night       | R    | 61,882 |
|  | Cultural Activities                           | Per application | R    | 782    | Per application | R    | 819    | Per application | R    | 855    | Per application | R    | 894    |
|  | Workshops                                     | Per application | R    | 12,028 | Per application | R    | 12,605 | Per application | R    | 13,159 | Per application | R    | 13,752 |
|  | Kitchen                                       | Per application | R    | 1,203  | Per application | R    | 1,260  | Per application | R    | 1,316  | Per application | R    | 1,375  |
|  | Bar   | Per application | R    | 1,203  | Per application | R    | 1,260  | Per application | R    | 1,316  | Per application | R    | 1,375  |
|  | Gala Dinner                                   | Per application | R    | 18,041 | Per application | R    | 18,907 | Per application | R    | 19,739 | Per application | R    | 20,627 |
|  | Old Age, Disabled people.                     | Per application | Free |        | Per application | Free |        | Per application | Free |        | Per application | Free |        |
|  | Movie showing with Gate takings               | Per application | R    | 4,210  | Per application | R    | 4,412  | Per application | R    | 4,606  | Per application | R    | 4,813  |
|  | Fashion Show/display with gate takings        | Per application | R    | 4,089  | Per application | R    | 4,286  | Per application | R    | 4,474  | Per application | R    | 4,676  |
|  | Exhibition                                    | Per application | R    | 1,022  | Per application | R    | 1,071  | Per application | R    | 1,119  | Per application | R    | 1,169  |
|  | Photo Capturing(empty Hall)                   | Per application | R    | 1,203  | Per application | R    | 1,260  | Per application | R    | 1,316  | Per application | R    | 1,375  |
|  | Photo Capturing(free entry)                   | Per application | R    | 2,406  | Per application | R    | 2,521  | Per application | R    | 2,632  | Per application | R    | 2,750  |
|  | Launching                                     | Per application | R    | 815    | Per application | R    | 854    | Per application | R    | 892    | Per application | R    | 932    |
|  | Summit  | Per application | R    | 1,094  | Per application | R    | 1,147  | Per application | R    | 1,197  | Per application | R    | 1,251  |
|  | Soccer (Non-Profit)                           | Per day         | R    | 1,094  | Per day         | R    | 1,147  | Per day         | R    | 1,197  | Per day         | R    | 1,251  |
|  | Soccer (Non-Profit)(Local Clubs)              | Per night       | R    | 1,817  | Per night       | R    | 1,904  | Per night       | R    | 1,988  | Per night       | R    | 2,077  |
|  |   | Per day         | R    | 587    | Per day         | R    | 615    | Per day         | R    | 642    | Per day         | R    | 671    |
|  |   | Per night       | R    | 4,210  | Per night       | R    | 4,412  | Per night       | R    | 4,606  | Per night       | R    | 4,813  |
| <b>All divisions</b>   |   |                 |      |        |                 |      |        |                 |      |        |                 |      |        |
|  | Soccer (Profit) PSL & NFD                     | Per day         | R    | 36,083 | Per day         | R    | 37,815 | Per day         | R    | 39,478 | Per day         | R    | 41,255 |
|  | Soccer (Profit) PSL & NFD                     | Per night       | R    | 60,138 | Per night       | R    | 63,024 | Per night       | R    | 65,797 | Per night       | R    | 68,758 |
|  | Kitchen                                       | Per application | R    | 808    | Per application | R    | 847    | Per application | R    | 884    | Per application | R    | 924    |
|  | Practice ground Outside Pitch(Sports)         | Per day         | R    | 590    | Per day         | R    | 618    | Per day         | R    | 645    | Per day         | R    | 674    |
|  |   | Per night       | R    | 1,094  | Per night       | R    | 1,147  | Per night       | R    | 1,197  | Per night       | R    | 1,251  |
|  |   | Per day         | R    | 314    | Per day         | R    | 329    | Per day         | R    | 343    | Per day         | R    | 359    |
|  |   | Per night       | R    | 587    | Per night       | R    | 615    | Per night       | R    | 642    | Per night       | R    | 671    |

10

Advert,sale of site

| 12 | Giyani Stadium   |                 | R         | 808             |           | R               | 847       |                 | R         | 884 |  | R | 924 |
|----|--|-----------------|-----------|-----------------|-----------|-----------------|-----------|-----------------|-----------|-----|--|---|-----|
|    | Athletics (School sport)   |                 |           |                 |           |                 |           |                 |           |     |  |   |     |
|    | Festivals/bash/DJ/CD Promotions  | Per day         | R 57,111  | Per day         | R 59,852  | Per day         | R 62,486  | Per day         | R 65,297  |     |  |   |     |
|    | Festivals/bash/DJ/CD Promotions(Practice ground outside pitch)                               | Per night       | R 114,221 | Per night       | R 119,704 | Per night       | R 124,971 | Per night       | R 130,595 |     |  |   |     |
|    | Church Service p/d   | Per day         | R 6,014   | Per day         | R 6,302   | Per day         | R 6,580   | Per day         | R 6,876   |     |  |   |     |
|    | Church Service p/n   | Per night       | R 18,041  | Per night       | R 18,907  | Per night       | R 19,739  | Per night       | R 20,627  |     |  |   |     |
|    | Mass Meeting   | Per application | R 60,138  | Per application | R 63,024  | Per application | R 65,797  | Per application | R 68,758  |     |  |   |     |
|    | Funeral Activities   | Per application | R 6,014   | Per application | R 6,302   | Per application | R 6,580   | Per application | R 6,876   |     |  |   |     |
|    | Wedding/Receptions/Anniversaries   | Per application | R 24,055  | Per application | R 25,210  | Per application | R 26,319  | Per application | R 27,503  |     |  |   |     |
|    | Church Service, mass meeting, funeral Activities, Wedding/Receptions/Anniversaries (outside) | Per application | R 1,804   | Per application | R 1,891   | Per application | R 1,974   | Per application | R 2,063   |     |  |   |     |
|    | School Activities: Farewell  | per day         | R 1,142   | per day         | R 1,197   | per day         | R 1,250   | per day         | R 1,306   |     |  |   |     |
|    |  | per night       | R 2,284   | per night       | R 2,394   | per night       | R 2,499   | per night       | R 2,612   |     |  |   |     |
|    | Award Giving   | per day         | R 1,142   | per day         | R 1,197   | per day         | R 1,250   | per day         | R 1,306   |     |  |   |     |
|    |  | per night       | R 1,713   | per night       | R 1,796   | per night       | R 1,875   | per night       | R 1,959   |     |  |   |     |
|    | Choral Activities with no gate takings   | per day         | R 1,142   | per day         | R 1,197   | per day         | R 1,250   | per day         | R 1,306   |     |  |   |     |
|    |  | per night       | R 2,284   | per night       | R 2,394   | per night       | R 2,499   | per night       | R 2,612   |     |  |   |     |
|    | Choral Activities prom   | per day         | R 3,427   | per day         | R 3,591   | per day         | R 3,749   | per day         | R 3,918   |     |  |   |     |
|    |  | per night       | R 6,853   | per night       | R 7,182   | per night       | R 7,498   | per night       | R 7,836   |     |  |   |     |
|    | Church Activities  | per day         | R 1,713   | per day         | R 1,796   | per day         | R 1,875   | per day         | R 1,959   |     |  |   |     |
|    |  | per night       | R 3,427   | per night       | R 3,591   | per night       | R 3,749   | per night       | R 3,918   |     |  |   |     |
|    | Meeting :Ordinary  | per day         | R 343     | per day         | R 359     | per day         | R 375     | per day         | R 392     |     |  |   |     |
|    |  | per night       | R 685     | per night       | R 718     | per night       | R 750     | per night       | R 784     |     |  |   |     |
|    | Mass meeting   | per day         | R 1,142   | per day         | R 1,197   | per day         | R 1,250   | per day         | R 1,306   |     |  |   |     |
|    |  | per night       | R 2,284   | per night       | R 2,394   | per night       | R 2,499   | per night       | R 2,612   |     |  |   |     |
|    | Funeral Activities   | Per incident    | R 1,142   | Per incident    | R 1,197   | Per incident    | R 1,250   | Per incident    | R 1,306   |     |  |   |     |
|    | Memorials Service  | Per incident    | R 571     | Per incident    | R 599     | Per incident    | R 625     | Per incident    | R 653     |     |  |   |     |
|    | Weddings/Receptions/Parties/Anniversaries p/d  | per day         | R 2,856   | per day         | R 2,993   | per day         | R 3,124   | per day         | R 3,265   |     |  |   |     |
|    |  | per night       | R 5,711   | per night       | R 5,985   | per night       | R 6,249   | per night       | R 6,530   |     |  |   |     |
|    | Graduations  | per day         | R 1,485   | per day         | R 1,556   | per day         | R 1,625   | per day         | R 1,698   |     |  |   |     |
|    |  | per night       | R 2,970   | per night       | R 3,112   | per night       | R 3,249   | per night       | R 3,395   |     |  |   |     |
|    | Fashion Display/Exhibitions  | per day         | R 571     | per day         | R 599     | per day         | R 625     | per day         | R 653     |     |  |   |     |

Advert, sale of site

|                                   |                       |          |              |          |              |          |              |          |
|-----------------------------------|-----------------------|----------|--------------|----------|--------------|----------|--------------|----------|
|                                   | per night             | R 800    | per night    | R 838    | per night    | R 875    | per night    | R 914    |
|                                   | per day               | R 22,844 | per day      | R 23,941 | per day      | R 24,994 | per day      | R 26,119 |
| Festival                          | per night             | R 51,400 | per night    | R 53,867 | per night    | R 56,237 | per night    | R 58,768 |
|                                   | per day               | R 1,713  | per day      | R 1,796  | per day      | R 1,875  | per day      | R 1,959  |
| Comedy sho, profit making         | per night             | R 2,856  | per night    | R 2,993  | per night    | R 3,124  | per night    | R 3,265  |
|                                   | per day               | R 571    | per day      | R 599    | per day      | R 625    | per day      | R 653    |
| Exhibition                        | per night             | R 800    | per night    | R 838    | per night    | R 875    | per night    | R 914    |
|                                   | per day               | R 1,142  | per day      | R 1,197  | per day      | R 1,250  | per day      | R 1,306  |
| Workshop & Training               | per night             | R 2,284  | per night    | R 2,394  | per night    | R 2,499  | per night    | R 2,612  |
|                                   | per day               | R 5,711  | per day      | R 5,985  | per day      | R 6,249  | per day      | R 6,530  |
| Beauty contest, profit making     | per night             | R 571    | per night    | R 599    | per night    | R 625    | per night    | R 653    |
|                                   | per day               | R 1,142  | per day      | R 1,197  | per day      | R 1,250  | per day      | R 1,306  |
| Gala Dinner, ordinary             | per night             | R 5,711  | per night    | R 5,985  | per night    | R 6,249  | per night    | R 6,530  |
|                                   | per day               | R 7,995  | per day      | R 8,379  | per day      | R 8,748  | per day      | R 9,142  |
| Business Gala Dinner              | per night             | R 685    | per night    | R 718    | per night    | R 750    | per night    | R 784    |
|                                   | per day               | R 1,142  | per day      | R 1,197  | per day      | R 1,250  | per day      | R 1,306  |
| Cultural Activity, non-profit     | per night             | R 1,713  | per night    | R 1,796  | per night    | R 1,875  | per night    | R 1,959  |
|                                   | per day               | R 3,427  | per day      | R 3,591  | per day      | R 3,749  | per day      | R 3,918  |
| Community activity, profit making | Per incident          | R -      | Per incident | R -      | Per incident | R -      | Per incident | R -      |
| Old Age, Disabled people,         | Per incident          | R 343    | Per incident | R 359    | Per incident | R 375    | Per incident | R 392    |
| Photo Capturing(empty Hall)       | per day               | R 1,142  | per day      | R 1,197  | per day      | R 1,250  | per day      | R 1,306  |
| Launching                         | per night             | R 2,284  | per night    | R 2,394  | per night    | R 2,499  | per night    | R 2,612  |
|                                   | Per day               | R 914    | Per day      | R 958    | Per day      | R 1,000  | Per day      | R 1,045  |
| Summit                            | Per day               | R 914    | Per day      | R 958    | Per day      | R 1,000  | Per day      | R 1,045  |
| Thomso<br>Community Hall          | Government Department |          |              |          |              |          |              |          |

GOLF INFORMATION

| No | NATURE OF SERVICE                                       | DESCRIPTION OF SERVICE    | Approved for 2021-2022 FY | Approved for 2022-2023 FY | Approved for 2023-2024 FY | Approved for 2024-2025 FY |
|----|---|---------------------------|---------------------------|---------------------------|---------------------------|---------------------------|
| 14 | Golf Course   | Workshop p/d              | R 1,323                   | R 1,387                   | R 1,448                   | R 1,513                   |
|    |   | Workshop p/n              | R 1,804                   | R 1,891                   | R 1,974                   | R 2,063                   |
|    |   | Meetings                  | R 1,804                   | R 1,891                   | R 1,974                   | R 2,063                   |
|    |   | Meeting                   | R 2,406                   | R 2,521                   | R 2,632                   | R 2,750                   |
|    |   | Weddings                  | R 4,811                   | R 5,042                   | R 5,264                   | R 5,501                   |
|    |   | Weddings                  | R 6,014                   | R 6,302                   | R 6,580                   | R 6,876                   |
|    |   | Parties(formal)           | R 4,811                   | R 5,042                   | R 5,264                   | R 5,501                   |
|    |   | Parties(formal)           | R 6,014                   | R 6,302                   | R 6,580                   | R 6,876                   |
|    |   | Bar                       | R 1,203                   | R 1,260                   | R 1,316                   | R 1,375                   |
|    |   | Bar                       | R 1,203                   | R 1,260                   | R 1,316                   | R 1,375                   |
|    |   | Catering/Eating           | R 1,804                   | R 1,891                   | R 1,974                   | R 2,063                   |
|    |   | Government Activity       | R -                       | R -                       | R -                       | R -                       |
|    |   | Fam Fun Day-profit making | R -                       | R -                       | R -                       | R -                       |
|    |   | Exhibitions-profit making | R 3,007                   | R 3,151                   | R 3,290                   | R 3,438                   |
| 15 | Tourism Information Centre                              | MDM                       | R 4,811                   | R 5,042                   | R 5,264                   | R 5,501                   |
|    |   | Parties                   | R 6,014                   | R 6,302                   | R 6,580                   | R 6,876                   |
|    |   | Weddings                  | R 1,323                   | R 1,387                   | R 1,448                   | R 1,513                   |
|    |   | Parties                   | R 1,443                   | R 1,513                   | R 1,579                   | R 1,650                   |
| 16 | Parks   | Funeral Activities        | R 722                     | R 756                     | R 790                     | R 825                     |
|    |   | Church Activities         | R 1,082                   | R 1,134                   | R 1,184                   | R 1,238                   |
|    |   | Church Activities         | R 1,323                   | R 1,387                   | R 1,448                   | R 1,513                   |
| 17 | Payment of Refundable Deposit for all rental facilities |                           | 15 % of Rental amount     | 15 % of Rental amount     | 15 % of Rental amount     | 15 % of Rental amount     |

cemetery & sport centr

| No | NATURE OF SERVICE            | Approved for 2021-2022 FY |            | Approved for 2022-2023 FY |            | Approved for 2023-2024 FY |            | Approved for 2024-2025 FY |            |                           |
|----|------------------------------|---------------------------|------------|---------------------------|------------|---------------------------|------------|---------------------------|------------|---------------------------|
|    |                              | p.a                       | R          | p.a                       | R          | p.a                       | R          | p.a                       | R          |                           |
|    | Basic cemetery charge        |                           | R          | 39                        | R          | 41                        | R          | 43                        | R          | 45                        |
|    | Single Grave (Adult)         |                           | R          | 421                       | R          | 442                       | R          | 461                       | R          | 482                       |
|    | Single Grave (none resident) |                           | R10 000.00 |                           | R10 000.00 |                           | R10 000.00 |                           | R10 000.00 |                           |
|    | Single Grave (none resident) |                           | R15 000.00 |                           | R15 000.00 |                           | R15 000.00 |                           | R15 000.00 |                           |
|    | Single Grave (none resident) |                           | R25 000.00 |                           | R25 000.00 |                           | R25 000.00 |                           | R25 000.00 |                           |
|    | Single Grave (Child)         |                           | R          | 224                       | R          | 235                       | R          | 245                       | R          | 256                       |
|    | Double Grave( child)         |                           | R          | 1,887                     | R          | 1,977                     | R          | 2,064                     | R          | 2,157                     |
|    | Reservation of graves:       |                           | R          | -                         | R          | -                         | R          | -                         | R          | -                         |
|    | Adult                        |                           | R          | -                         | R          | -                         | R          | -                         | R          | -                         |
|    | Child                        |                           | R          | 5,487                     | R          | 5,751                     | R          | 6,004                     | R          | 6,274                     |
|    | Exhumation Adult             |                           | R          | 1,817                     | R          | 1,904                     | R          | 1,988                     | R          | 2,077                     |
|    | Child                        |                           | R          | -                         | R          | -                         | R          | -                         | R          | -                         |
|    | Erection of memorial Adult   |                           | R          | 377                       | R          | 395                       | R          | 413                       | R          | 431                       |
|    | Child                        |                           | R          | 188                       | R          | 197                       | R          | 206                       | R          | 215                       |
|    | Cremation Adult              |                           | R          | 471                       | R          | 494                       | R          | 516                       | R          | 539                       |
|    | Child                        |                           | R          | 471                       | R          | 494                       | R          | 516                       | R          | 539                       |
|    | Sale of graves for indigent  |                           | R          | -                         | R          | -                         | R          | -                         | R          | -                         |
|    | Erection of tombstone        |                           | R          | -                         | R          | -                         | R          | -                         | R          | -                         |
|    | Per grave - Adult            |                           | R          | 2,000                     | R          | 2,096                     | R          | 2,188                     | R          | 2,287                     |
|    | Per grave - Child            |                           | R          | 1,500                     | R          | 1,572                     | R          | 1,641                     | R          | 1,715                     |
|    | Indigent Burial              |                           | R          | 50% less of normal tariff | R          | 50% less of normal tariff | R          | 50% less of normal tariff | R          | 50% less of normal tariff |
|    | Pauper burial Adult          |                           | R          | -                         | R          | -                         | R          | -                         | R          | -                         |
|    | Child                        |                           | R          | -                         | R          | -                         | R          | -                         | R          | -                         |
|    | Additional charges           |                           | R          | -                         | R          | -                         | R          | -                         | R          | -                         |
|    | Deepening of graves          |                           | R          | 282                       | R          | 295                       | R          | 308                       | R          | 322                       |
|    | Enlarging of graves          |                           | R          | 282                       | R          | 295                       | R          | 308                       | R          | 322                       |
|    | Grave layering               |                           | R          | 282                       | R          | 295                       | R          | 308                       | R          | 322                       |

cemetery & sport centr

|              |  |   |     |   |     |   |     |   |     |
|--------------|--|---|-----|---|-----|---|-----|---|-----|
| 19           | N.B. Repeal of all tariffs:<br>1. On fourth schedule of cemetery and crematorium B2.<br>On seventh schedule of cemetery and crematorium By-Laws y-Laws | R | -   | R | -   | R | -   | R | -   |
|              |  | R | -   | R | -   | R | -   | R | -   |
| Sport Centre | Soccer (non-profit)  | R | -   | R | -   | R | -   | R | -   |
|              | Soccer (profit)  | R | -   | R | -   | R | -   | R | -   |
|              | Festivals(Profit making)   | R | -   | R | -   | R | -   | R | -   |
|              | Festivals (Non-Profit)   | R | -   | R | -   | R | -   | R | -   |
|              | Leisure Activities with gate   | R | -   | R | -   | R | -   | R | -   |
|              | Cultural Activities with no gate   | R | -   | R | -   | R | -   | R | -   |
|              | Church activity  | R | -   | R | -   | R | -   | R | -   |
|              | Funeral Activity   | R | -   | R | -   | R | -   | R | -   |
|              | Mass Meeting   | R | -   | R | -   | R | -   | R | -   |
|              | Government Departments   | R | -   | R | -   | R | -   | R | -   |
|              | Registration of any club/ indiv.   | R | 36  | R | 38  | R | 40  | R | 42  |
|              | Membership fee for any code  | R | 94  | R | 98  | R | 103 | R | 107 |
|              | Depts etc for various code   | R | 377 | R | 395 | R | 413 | R | 431 |
|              | Schools for various code   | R | 377 | R | 395 | R | 413 | R | 431 |





Build plans & Traffic

| No                           | NATURE OF SERVICE                        | Approved for 2021-2022 FY |                 | Approved for 2022-2023 FY |                 | Approved for 2023-2024 FY |                 | Approved for 2024-2025 FY |         |
|------------------------------|--|---------------------------|-----------------|---------------------------|-----------------|---------------------------|-----------------|---------------------------|---------|
|                              |  | minimum (1-100m2)         | R               | minimum (1-100m2)         | R               | minimum (1-100m2)         | R               | minimum (1-100m2)         | R       |
| 20                           | Residential Township                     |                           | R 430           |                           | R 451           |                           | R 471           |                           | R 492   |
|                              | Villages                                 |                           | R 109           |                           | R 114           |                           | R 119           |                           | R 125   |
|                              | Business                                 | R 521 plus R3.20 per m2   | R 541           | R 541 plus R3.20 per m2   | R 567           | R 567 plus R3.20 per m2   | R 592           | R 592 plus R3.20 per m2   | R 619   |
|                              | Church/Cretch,Hall&school                |                           | R 4,29          |                           | R 4             |                           | R 5             |                           | R 5     |
|                              | New Illegal structure                    | per day                   | R 320           | per day                   | R 335           | per day                   | R 350           | per day                   | R 366   |
|                              | New Illegal extension                    | per day                   | R 320           | per day                   | R 335           | per day                   | R 350           | per day                   | R 366   |
|                              | Old Illegal structure                    | Per incident              | R 3,192         | Per incident              | R 3,345         | Per incident              | R 3,492         | Per incident              | R 3,649 |
|                              | New illegal structures                   | Per incident              | R 5,586         | Per incident              | R 5,854         | Per incident              | R 6,112         | Per incident              | R 6,387 |
|                              | Old Illegal extension                    | Per incident              | R 2,872         | Per incident              | R 3,010         | Per incident              | R 3,142         | Per incident              | R 3,283 |
|                              | Transfer fee residential                 | Per application           | R 1,037         | Per application           | R 1,086         | Per application           | R 1,134         | Per application           | R 1,185 |
|                              | Transfer fee business (CBD)              | Per application           | R 2,234         | Per application           | R 2,341         | Per application           | R 2,444         | Per application           | R 2,554 |
|                              | Transfer fee Industrial                  | Per application           | R 2,234         | Per application           | R 2,341         | Per application           | R 2,444         | Per application           | R 2,554 |
|                              | Transfer fee all sections (business)     | Per application           | R 2,234         | Per application           | R 2,341         | Per application           | R 2,444         | Per application           | R 2,554 |
|                              | Registration fee resident                | Per application           | R 1,117         | Per application           | R 1,170         | Per application           | R 1,222         | Per application           | R 1,277 |
|                              | Registration fee business                | Per application           | R 2,234         | Per application           | R 2,341         | Per application           | R 2,444         | Per application           | R 2,554 |
|                              | Registration fee Industrial area         | Per application           | R 2,554         | Per application           | R 2,676         | Per application           | R 2,794         | Per application           | R 2,920 |
|                              | Registration fee Church site             | Per application           | R 506           | Per application           | R 530           | Per application           | R 554           | Per application           | R 579   |
|                              | Registration fee all sections (business) | Per application           | R 1,916         | Per application           | R 2,007         | Per application           | R 2,096         | Per application           | R 2,190 |
|                              | Cancellation fee business                | Per application           | R 488           | Per application           | R 511           | Per application           | R 534           | Per application           | R 558   |
|                              | Reissue of statement                     | Per application           | R 774           | Per application           | R 812           | Per application           | R 847           | Per application           | R 885   |
| Clearance certificate        | Per certificate                          | R 74                      | Per certificate | R 78                      | Per certificate | R 81                      | Per certificate | R 85                      |         |
| Valuation certificate        | Per certificate                          | R 74                      | Per certificate | R 78                      | Per certificate | R 81                      | Per certificate | R 85                      |         |
| Occupation Certificates      |  |                           |                 |                           |                 |                           |                 |                           |         |
| 1- 50 m2                     | per certificate                          | R 766                     | per certificate | R 803                     | per certificate | R 839                     | per certificate | R 876                     |         |
| 51-100 m2                    | per certificate                          | R 1,838                   | per certificate | R 1,926                   | per certificate | R 2,010                   | per certificate | R 2,101                   |         |
| 100 m2 and above             | per certificate                          | R 2,604                   | per certificate | R 2,729                   | per certificate | R 2,849                   | per certificate | R 2,977                   |         |
| Confirmation letter          | per letter                               | R 61                      | per letter      | R 64                      | per letter      | R 66                      | per letter      | R 69                      |         |
| Consolidation fee            | Per application                          | R 2,394                   | Per application | R 2,509                   | Per application | R 2,620                   | Per application | R 2,738                   |         |
| Lost copy of Deed of Grant ; | Per incident                             | R 1,009                   | Per incident    | R 1,058                   | Per incident    | R 1,104                   | Per incident    | R 1,154                   |         |
| Business                     | Per incident                             | R 1,197                   | Per incident    | R 1,255                   | Per incident    | R 1,310                   | Per incident    | R 1,369                   |         |
| Business                     | Per application                          | R 506                     | Per application | R 530                     | Per application | R 554                     | Per application | R 579                     |         |
| Business                     | Per application                          | R 118                     | Per application | R 124                     | Per application | R 129                     | Per application | R 135                     |         |



Build plans & Traffic

|  |                            |                 |   |       |                 |   |       |                 |   |       |                 |   |       |
|--|----------------------------|-----------------|---|-------|-----------------|---|-------|-----------------|---|-------|-----------------|---|-------|
|  | R/D Cheque                 | Per application | R | 355   | Per application | R | 372   | Per application | R | 388   | Per application | R | 405   |
|  | Arial Network              | Per application | R | 3,574 | Per application | R | 3,746 | Per application | R | 3,911 | Per application | R | 4,087 |
|  | Upgrading of Arial Network | Per application | R | 1,716 | Per application | R | 1,798 | Per application | R | 1,877 | Per application | R | 1,962 |

Build plans & Traffic

| 21 | Town Planning Services  | Per application  | R | -     | Per application  | R | -     | Per application  | R | -     | Per application  | R | -     |
|----|---|--|---|-------|--|---|-------|--|---|-------|--|---|-------|
|    | Rezoning Application  | Per application  | R | -     | Per application  | R | -     | Per application  | R | -     | Per application  | R | -     |
|    | Subdivisions  | Per application  | R | -     | Per application  | R | -     | Per application  | R | -     | Per application  | R | -     |
|    | Issuing of PTO in Rural Areas   | Per application  | R | -     | Per application  | R | -     | Per application  | R | -     | Per application  | R | -     |
|    | Church site   | Per application  | R | -     | Per application  | R | -     | Per application  | R | -     | Per application  | R | -     |
|    | Residential site  | Per application  | R | -     | Per application  | R | -     | Per application  | R | -     | Per application  | R | -     |
|    | Business site   | Per application  | R | -     | Per application  | R | -     | Per application  | R | -     | Per application  | R | -     |
|    | Irrigation Schemes  | Per application  | R | -     | Per application  | R | -     | Per application  | R | -     | Per application  | R | -     |
|    | Replacement of lost copy : Residential  | Per application  | R | -     | Per application  | R | -     | Per application  | R | -     | Per application  | R | -     |
|    | Replacement of lost copy : Business   | Per application  | R | -     | Per application  | R | -     | Per application  | R | -     | Per application  | R | -     |
|    | Replacement of lost copy : Church   | Per application  | R | -     | Per application  | R | -     | Per application  | R | -     | Per application  | R | -     |
|    | Zoning Certificate  | Per application  | R | 93    | Per application  | R | 97    | Per application  | R | 102   | Per application  | R | 106   |
|    | Applicant or an exemption on  | Per application  | R | 1,804 | Per application  | R | 1,891 | Per application  | R | 1,974 | Per application  | R | 2,063 |
|    | Building Line Relaxation  | Per application  | R | 2,145 | Per application  | R | 2,247 | Per application  | R | 2,346 | Per application  | R | 2,452 |
|    | 1. Application for township establishment, extension of boundaries of an approved township, or amendment or cancellation in whole or in part of a General Plan of a | Per application  | R | 7,818 | Per application  | R | 8,193 | Per application  | R | 8,554 | Per application  | R | 8,939 |
|    | 2. Application for consent use/special consent excluding Spaza  | Per application  | R | 1,804 | Per application  | R | 1,891 | Per application  | R | 1,974 | Per application  | R | 2,063 |
|    | 3. Application for consent use for Spaza shops provided for in terms of an existing scheme.   | Per application  | R | 301   | Per application  | R | 315   | Per application  | R | 329   | Per application  | R | 344   |
|    | 4. Application for amendment of an existing scheme or land use scheme by the rezoning of land.  | Per application  | R | 3,007 | Per application  | R | 3,151 | Per application  | R | 3,290 | Per application  | R | 3,438 |
|    | 5. Application for removal, amendment or suspension of a restrictive or obsolete condition, servitude or reservation registered against the title of land.          | Per application  | R | 3,007 | Per application  | R | 3,151 | Per application  | R | 3,290 | Per application  | R | 3,438 |
|    | 6. Application for subdivision for property in 5 or less portions.  | Per application  | R | 3,007 | Per application  | R | 3,151 | Per application  | R | 3,290 | Per application  | R | 3,438 |
|    | 7. Application for subdivision for property in more than 5 portions.  | For the first 5 portions plus R200 in respect of each further portion. | R | 3,247 | For the first 5 portions plus R200 in respect of each further portion. | R | 3,403 | For the first 5 portions plus R200 in respect of each further portion. | R | 3,553 | For the first 5 portions plus R200 in respect of each further portion. | R | 3,713 |
|    | 8. Application for consolidation of any land  | Per application  | R | 1,203 | Per application  | R | 1,260 | Per application  | R | 1,316 | Per application  | R | 1,375 |
|    | 9. Application for permanent closure of any public place  | Per application  | R | 2,406 | Per application  | R | 2,521 | Per application  | R | 2,632 | Per application  | R | 2,750 |

Build plans & Traffic

|  |                 |         |                 |         |                 |         |                 |   |       |                 |   |       |       |
|--|-----------------|---------|-----------------|---------|-----------------|---------|-----------------|---|-------|-----------------|---|-------|-------|
| 10. Application for amendment of land use on communal land (former application for Permission to Occupy (PTO))   |                 |         |                 | R       | -               |         |                 | R | -     |                 |   | R     | -     |
| · Churches   | Per application | R 361   | Per application | R 378   | Per application | R 395   | Per application | R | 395   | Per application | R | 413   | 413   |
| · Crèches  | Per application | R 421   | Per application | R 441   | Per application | R 461   | Per application | R | 461   | Per application | R | 481   | 481   |
| · Business   | Per application | R 601   | Per application | R 630   | Per application | R 658   | Per application | R | 658   | Per application | R | 688   | 688   |
| · Irrigation Scheme  | Per application | R 842   | Per application | R 882   | Per application | R 921   | Per application | R | 921   | Per application | R | 963   | 963   |
| 11. Application for any consent or approval required in terms of a condition of title/condition of establishment of a township/existing scheme or any consent or approval provided for in a Provincial Law | Per application | R 361   | Per application | R 378   | Per application | R 395   | Per application | R | 395   | Per application | R | 413   | 413   |
| 12. Application for Council's/Tribunal's reasons regarding applications in terms of Act21/1940, Act70/1970 and recommendation of layouts on R293 or any other consent i.to legislation not listed herein.  | Per application | R 842   | Per application | R 882   | Per application | R 921   | Per application | R | 921   | Per application | R | 963   | 963   |
| 13. Comments of Council/Tribunal regarding applications in terms of Act21/1940, Act70/1970 and recommendation of layouts on R293 or any other consent i.to legislation not listed herein.                  | Per application | R 2,406 | Per application | R 2,521 | Per application | R 2,632 | Per application | R | 2,632 | Per application | R | 2,750 | 2,750 |
| 14. Amendment of pending division application-Section 17(3). Division of Land, 1986 Ordinance  | Per application | R 2,165 | Per application | R 2,269 | Per application | R 2,369 | Per application | R | 2,369 | Per application | R | 2,475 | 2,475 |
| 15. Amendment of pending Township Application- Section 96, Town Planning and Townships Ordinances, Amendment not material  | Per application | R -     | Per application | R -     | Per application | R -     | Per application | R | -     | Per application | R | -     | -     |
| · Per application  | Per application | R 2,165 | Per application | R 2,269 | Per application | R 2,369 | Per application | R | 2,369 | Per application | R | 2,475 | 2,475 |
| · Material Amendment   | Per application | R 6,615 | Per application | R 6,933 | Per application | R 7,238 | Per application | R | 7,238 | Per application | R | 7,563 | 7,563 |
| 16. Phasing of Township Application- Section 99, Town Planning and Township Ordinance, 15 of 1986.   | Per application | R 2,165 | Per application | R 2,269 | Per application | R 2,369 | Per application | R | 2,369 | Per application | R | 2,475 | 2,475 |
| 17. Consideration of a Site Development Plan i.to Greater Giyani Land Use Management Scheme, 2009.   | Per application | R 2,165 | Per application | R 2,269 | Per application | R 2,369 | Per application | R | 2,369 | Per application | R | 2,475 | 2,475 |
| 18. Application for extension of time- All applications  | Per application | R 2,105 | Per application | R 2,206 | Per application | R 2,303 | Per application | R | 2,303 | Per application | R | 2,407 | 2,407 |
| · 1 <sup>st</sup> Application (Year 1)   | Per application | R 962   | Per application | R 1,008 | Per application | R 1,053 | Per application | R | 1,053 | Per application | R | 1,100 | 1,100 |
| · 2 <sup>nd</sup> Application (Year 2)   | Per application | R 1,924 | Per application | R 2,017 | Per application | R 2,106 | Per application | R | 2,106 | Per application | R | 2,200 | 2,200 |
| · 3 <sup>rd</sup> Application (Year 3)   | Per application | R 2,887 | Per application | R 3,025 | Per application | R 3,158 | Per application | R | 3,158 | Per application | R | 3,300 | 3,300 |
| 19. Hard copy of GGM SDF   | Per application | R 6,014 | Per application | R 6,302 | Per application | R 6,580 | Per application | R | 6,580 | Per application | R | 6,876 | 6,876 |

Build plans & Traffic

|                                  |   |                                   |       |                    |                                   |       |                    |                                   |
|----------------------------------|---|-----------------------------------|-------|--------------------|-----------------------------------|-------|--------------------|-----------------------------------|
| 22                               | 20. Replacement of lost copies:   |                                   | R     | -                  | R                                 | -     | R                  | -                                 |
|                                  | Residential   | Per application                   | R     | 315                | Per application                   | R     | 329                | Per application                   |
|                                  | Business  | Per application                   | R     | 504                | Per application                   | R     | 526                | Per application                   |
|                                  | Church  | Per application                   | R     | 504                | Per application                   | R     | 526                | Per application                   |
|                                  | Search fee  | Per application                   | R     | 36                 | Per application                   | R     | 37                 | Per application                   |
|                                  | Part/ wedding escort  | Per application                   | R     | 2,178              | Per application                   | R     | 2,274              | Per application                   |
|                                  | Funeral Escort fee - Per application  | Per application                   | R     | -                  | Per application                   | R     | -                  | Per application                   |
|                                  | Funeral Escort fee - Per application  | Two(2) cars and Two(2) official   | R     | 838                | Two(2) cars and Two(2) official   | R     | 875                | Two(2) cars and Two(2) official   |
|                                  | Funeral Escort fee - Per application  | Two(2) cars and Four (4) official | R     | 1,258              | Two(2) cars and Four (4) official | R     | 1,313              | Two(2) cars and Four (4) official |
|                                  | Traffic Fouding of Traffic  | Per incident                      | R     | 1,572              | Per incident                      | R     | 1,641              | Per incident                      |
|                                  | Registration of Driving School  | p.a                               | R     | -                  | p.a                               | R     | -                  | p.a                               |
|                                  | Tent pitching   | Per application                   | R     | 167                | Per application                   | R     | 174                | Per application                   |
|                                  | Non refundable fee  | Per application                   | R     | 1,004              | Per application                   | R     | 1,048              | Per application                   |
|                                  | Penalty fine for driving schools operating outside permitted Environmental Control Fees | Per incident                      | R     | 837                | Per incident                      | R     | 874                | Per incident                      |
| Municipal loading bay fee        | Per truck/per year  | R                                 | 524   | Per truck/per year | R                                 | 547   | Per truck/per year |                                   |
| Towing of illegal parked vehicle | Per taxi/ per year  | R                                 | 347   | Per taxi/ per year | R                                 | 363   | Per taxi/ per year |                                   |
| Tent pitching                    | Per incident  | R                                 | 1,633 | Per incident       | R                                 | 1,705 | Per incident       |                                   |
| Abnormal load escort             | Per application   | R                                 | 159   | Per application    | R                                 | 165   | Per application    |                                   |
|                                  | Per application   | R                                 | 1,260 | Per application    | R                                 | 1,316 | Per application    |                                   |

**TRAFFIC**



Packing, Libra, Damages & Tender

| NO | NATURE OF SERVICE                 | DESCRIPTION OF SERVICE                     | Approved for 2021-2022 FY | Approved for 2022-2023 FY | Approved for 2023-2024 FY | Approved for 2024-2025 FY |
|----|-----------------------------------|--|---------------------------|---------------------------|---------------------------|---------------------------|
| 23 | Parking space for buses and Taxis | a) Seating for less than 20 passengers     | R 229 p.a                 | R 240 p.a                 | R 250 p.a                 | R 262 p.a                 |
|    |                                   | b) Seating for 21-30 passengers.....       | R 291 p.a                 | R 305 p.a                 | R 319 p.a                 | R 333 p.a                 |
|    |                                   | c) Seating for more than 30 passengers     | R 364 p.a                 | R 381 p.a                 | R 398 p.a                 | R 416 p.a                 |
|    |                                   | d) Extension Buses                         | R 411 p.a                 | R 431 p.a                 | R 450 p.a                 | R 470 p.a                 |
|    |                                   | e) Service Fee                             | R 2,132 p/m               | R 2,235 p/m               | R 2,333 p/m               | R 2,438 p/m               |
| 24 | LIBRARY                           | Municipal parking space                    | per hour                  | R -                       | R -                       | R -                       |
|    |                                   | 0 - 60 minutes:                            | R 4.0                     | R 4.0                     | R 4.0                     | R 5.0                     |
|    |                                   | 1 - 2 hours:                               | R 6.0                     | R 6.0                     | R 7.0                     | R 7.0                     |
|    |                                   | 2 - 3 hours:                               | R 8.0                     | R 8.0                     | R 9.0                     | R 9.0                     |
|    |                                   | 3 - 4 hours:                               | R 12.0                    | R 13.0                    | R 13.0                    | R 14.0                    |
|    |                                   | > - 4 hours:                               | R 30.0                    | R 31.0                    | R 33.0                    | R 34.0                    |
|    |                                   | per month                                  | R 300.0                   | R 314.0                   | R 328.0                   | R 343.0                   |
|    |                                   | per month                                  | R 300.0                   | R 314.0                   | R 328.0                   | R 343.0                   |
|    |                                   | Per incident                               | R 300.0                   | R 314.0                   | R 328.0                   | R 343.0                   |
|    |                                   | Lost parking ticket at all parking squares | per incident              | R 70 p.a                  | R 73 p.a                  | R 76 p.a                  |
| 25 | INTERNET                          | Registration - Adults                      | R 53 p.a                  | R 55 p.a                  | R 58 p.a                  | R 60 p.a                  |
|    |                                   | Youth                                      | R 37 p.a                  | R 39 p.a                  | R 40 p.a                  | R 42 p.a                  |
|    |                                   | Children                                   | R 23 per day              | R 24 per day              | R 25 per day              | R 26 per day              |
|    |                                   | Internet cafe                              | R 8 @ 15 minutes          | R 8 @ 15 minutes          | R 8 @ 15 minutes          | R 9 @ 15 minutes          |
|    |                                   | per incident                               | R 16 @ 30 minutes         | R 16 @ 30 minutes         | R 17 @ 30 minutes         | R 18 @ 30 minutes         |
|    |                                   | per incident                               | R 23 @ 1 Hour             | R 24 @ 1 Hour             | R 25 @ 1 Hour             | R 26 @ 1 Hour             |
|    |                                   | per incident                               | R 2,236 per incident      | R 2,343 per incident      | R 2,446 per incident      | R 2,556 per incident      |
|    |                                   | per incident                               | R 316 per incident        | R 331 per incident        | R 345 per incident        | R 361 per incident        |
|    |                                   | per incident                               | R 1,579 per incident      | R 1,655 per incident      | R 1,728 per incident      | R 1,806 per incident      |
|    |                                   | per incident                               | R 1,579 per incident      | R 1,655 per incident      | R 1,728 per incident      | R 1,806 per incident      |
|    |                                   | per incident                               | R 159 per incident        | R 167 per incident        | R 174 per incident        | R 182 per incident        |
|    |                                   | per incident                               | R 569 per incident        | R 596 per incident        | R 622 per incident        | R 650 per incident        |
|    |                                   | per incident                               | R 790 per incident        | R 828 per incident        | R 865 per incident        | R 904 per incident        |
|    |                                   | Open space and commonage                   | R 1,005 per incident      | R 1,053 per incident      | R 1,100 per incident      | R 1,149 per incident      |
|    |                                   | Laundry and crockery(fine)                 | R 502 per incident        | R 526 per incident        | R 549 per incident        | R 574 per incident        |
|    |                                   |  |                           |                           |                           |                           |

Packing, Libra, Damages & Tender

|                   |                              |                       |       |                       |       |                       |       |                       |       |
|-------------------|------------------------------|-----------------------|-------|-----------------------|-------|-----------------------|-------|-----------------------|-------|
| 26 Health matters | Certificate of Competence    | per incident          | R 322 | per incident          | R 337 | per incident          | R 352 | per incident          | R 368 |
|                   | Certificate of Acceptability | per incident          | R 322 | per incident          | R 337 | per incident          | R 352 | per incident          | R 368 |
|                   | Re-issue of Certificate      | per incident          | R 322 | per incident          | R 337 | per incident          | R 352 | per incident          | R 368 |
|                   | Health Certificate           | per incident          | R 322 | per incident          | R 337 | per incident          | R 352 | per incident          | R 368 |
| 27 Pounding       | Public indecency(fine)       | per incident          | R 316 | per incident          | R 331 | per incident          | R 345 | per incident          | R 361 |
|                   | Dipping and Spray            | per head of livestock | R 5   | per head of livestock | R 5   | per head of livestock | R 5   | per head of livestock | R 5   |
|                   | Large stock                  | per head of livestock | R 3   | per head of livestock | R 3   | per head of livestock | R 3   | per head of livestock | R 3   |
|                   | Small stock                  |                       | R 0   |                       | R -   |                       | R -   |                       | R -   |
|                   | Trespassing                  |                       | R 0   |                       | R -   |                       | R -   |                       | R -   |
|                   | Large stock                  | per head of livestock | R 5   | per head of livestock | R 5   | per head of livestock | R 5   | per head of livestock | R 5   |
|                   | Small stock                  | per head of livestock | R 3   | per head of livestock | R 3   | per head of livestock | R 3   | per head of livestock | R 3   |
|                   | Pounding and Tending fee.    |                       | R 0   |                       | R -   |                       | R -   |                       | R -   |
|                   | Large stock                  | per head              | R 34  | per head              | R 36  | per head              | R 37  | per head              | R 39  |
|                   | Small stock                  | per head              | R 18  | per head              | R 19  | per head              | R 20  | per head              | R 21  |
| 28                | Registration of Dogs         | per incident          | R 0   | per incident          | R -   | per incident          | R -   | per incident          | R -   |

Packing, Libra, Damages & Tender

|    |                                      |                     |          |                     |          |                     |          |                     |          |
|----|--------------------------------------|---------------------|----------|---------------------|----------|---------------------|----------|---------------------|----------|
|    | Robot                                | per incident        | R 11,737 | per incident        | R 12,300 | per incident        | R 12,842 | per incident        | R 13,419 |
|    | Street light                         | per incident        | R 9,556  | per incident        | R 10,015 | per incident        | R 10,456 | per incident        | R 10,926 |
|    | Road Sign                            | per incident        | R 2,934  | per incident        | R 3,075  | per incident        | R 3,210  | per incident        | R 3,355  |
|    |                                      |                     | R 0      |                     | R -      |                     | R -      |                     | R -      |
|    | Meter : conventional                 | per incident        | R 823    | per incident        | R 863    | per incident        | R 901    | per incident        | R 941    |
|    | Programmable                         | per incident        | R 1,760  | per incident        | R 1,844  | per incident        | R 1,926  | per incident        | R 2,012  |
|    | Pre-Paid                             | per incident        | R 2,599  | per incident        | R 2,723  | per incident        | R 2,843  | per incident        | R 2,971  |
|    | Water pipes Pipes size               | per incident        | R 0      | per incident        | R -      | per incident        | R -      | per incident        | R -      |
|    | 40mm and less                        | per incident        | R 1,815  | per incident        | R 1,903  | per incident        | R 1,986  | per incident        | R 2,076  |
|    | 50mm up to 100mm                     | per incident        | R 3,159  | per incident        | R 3,310  | per incident        | R 3,456  | per incident        | R 3,612  |
|    | 110mm up to 250mm                    | per incident        | R 3,732  | per incident        | R 3,911  | per incident        | R 4,083  | per incident        | R 4,267  |
|    | 300mm up to 400mm                    | per incident        | R 5,269  | per incident        | R 5,521  | per incident        | R 5,764  | per incident        | R 6,024  |
|    | 400mm up to 700mm                    | per incident        | R 6,801  | per incident        | R 7,127  | per incident        | R 7,441  | per incident        | R 7,776  |
|    | Way Leave Approval                   | p/sqm               | R 594    | p/sqm               | R 622    | p/sqm               | R 650    | p/sqm               | R 679    |
|    | Tar Road Damage due to Tent Pitching | P/Hole              | R 64     | P/Hole              | R 67     |                     | R 70     |                     | R 73     |
|    | 1.Tender of R30k-R200k               | Per tender document | R 64     | Per tender document | R 67     | Per tender document | R 70     | Per tender document | R 73     |
|    | 2.Tender of R200k-R1m                | Per tender document | R 256    | Per tender document | R 268    | Per tender document | R 280    | Per tender document | R 293    |
|    | 3.Tender or R1m.01-R10m              | Per tender document | R 640    | Per tender document | R 671    | Per tender document | R 700    | Per tender document | R 732    |
|    | 4.Tender of R10m.01<                 | Per tender document | R 1,280  | Per tender document | R 1,341  | Per tender document | R 1,400  | Per tender document | R 1,463  |
| 29 | Damages                              |                     |          |                     |          |                     |          |                     |          |
|    | Tender                               |                     |          |                     |          |                     |          |                     |          |



Litigation

| NO                                       | NATURE OF SERVICE         | DESCRIPTION OF SERVICE                                     | Approved for 2021-2022 FY | Approved for 2022-2023 FY | Approved for 2023-2024 FY | Approved for 2024-2025 FY |
|--|---------------------------|--|---------------------------|---------------------------|---------------------------|---------------------------|
| <b>30 LITIGATION MATTERS</b>             |                           |  |                           |                           |                           |                           |
| <b>1.1 MAGISTRATES COURT LITIGATIONS</b> |                           |  |                           |                           |                           |                           |
|  | 1. Taking instruction     | Fixed rate subject to annual escalation                    | R 2,145                   | R 2,247                   | R 2,346                   | R 2,452                   |
|  | 2. consultation           | per quarter of hour, maximum time for                      | R 357                     | R 375                     | R 391                     | R 409                     |
|  | 3. Approving of pleadings | per quarter of hour  | R 107                     | R 112                     | R 117                     | R 123                     |
|  | 4. service and filing     | per service and per filing                                 | R 167                     | R 175                     | R 183                     | R 191                     |
|  | 5. perusal                | Per page   | R 8                       | R 8                       | R 9                       | R 9                       |
|  | 6. travelling expenses    | per kilometre  | R 6                       | R 6                       | R 6                       | R 7                       |
|  | 7. travelling time        | per quarter of hour  | R 214                     | R 225                     | R 235                     | R 245                     |
|  | 8. letters                | Per letter   | R 27                      | R 28                      | R 30                      | R 31                      |
|  | 9. faxing and emailing    | per page   | R 27                      | R 28                      | R 30                      | R 31                      |
|  | 10. appearance in court   | if counsel not employed and half if employed               | R 5,719                   | R 5,993                   | R 6,257                   | R 6,588                   |
|  | 11. telephone calls       | per minutes  | R 9                       | R 9                       | R 9                       | R 10                      |
|  | 12. copies                | per copy   | R 4                       | R 4                       | R 4                       | R 4                       |
|  | 13. Waiting time in court | per quarter  | R 143                     | R 150                     | R 156                     | R 163                     |
| <b>1.2 REGIONAL COURT LITIGATIONS</b>    |                           |  |                           |                           |                           |                           |
|  | 1. Taking instruction     | Fixed rate subject to annual escalation                    | R 2,859                   | R 2,997                   | R 3,128                   | R 3,269                   |
|  | 2. consultation           | per quarter of hour, maximum time for consultation 4 hours | R 500                     | R 524                     | R 547                     | R 572                     |
|  | 3. Approving of pleadings | per quarter of hour  | R 429                     | R 449                     | R 469                     | R 490                     |
|  | 4. service and filing     | per service and per filing                                 | R 196                     | R 205                     | R 214                     | R 224                     |
|  | 5. perusal                | Per letter   | R 9                       | R 10                      | R 10                      | R 11                      |
|  | 6. travelling expenses    | per kilometre  | R 9                       | R 9                       | R 9                       | R 10                      |
|  | 7. travelling time        | per quarter of hour  | R 214                     | R 225                     | R 235                     | R 245                     |
|  | 8. letters                | Per letter   | R 54                      | R 57                      | R 59                      | R 62                      |
|  | 9. faxing and emailing    | per page   | R 39                      | R 40                      | R 42                      | R 44                      |

Litigation

|                                   |  |          |  |          |  |          |  |          |
|-----------------------------------|--|----------|--|----------|--|----------|--|----------|
| 10.appearance in court            | if counsel not employed and half if employed               | R 8,578  | if counsel not employed and half if employed               | R 8,990  | if counsel not employed and half if employed               | R 9,385  | if counsel not employed and half if employed               | R 9,808  |
| 11.telephone calls                | per minutes  | R 9      | per minutes  | R 9      | per minutes  | R 9      | per minutes  | R 10     |
| 12.copies                         | per copy   | R 4      | per copy   | R 4      | per copy   | R 4      | per copy   | R 4      |
| 13.Waiting time in court          | per quarter  | R 214    | per quarter  | R 225    | per quarter  | R 235    | per quarter  | R 245    |
| <b>1.3 HIGH COURT LITIGATIONS</b> |  |          |  |          |  |          |  |          |
| 1.Taking instruction              | R3000 Fixed rate subject to annual escalation              | R 4,289  | R3000 Fixed rate subject to annual escalation              | R 4,495  | R3000 Fixed rate subject to annual escalation              | R 4,693  | R3000 Fixed rate subject to annual escalation              | R 4,904  |
| 2.consultation                    | per quarter of hour, maximum time for consultation 4 hours | R 572    | per quarter of hour, maximum time for consultation 4 hours | R 599    | per quarter of hour, maximum time for consultation 4 hours | R 626    | per quarter of hour, maximum time for consultation 4 hours | R 654    |
| 3.Approved of pleadings           | per quarter of hour  | R 572    | per quarter of hour  | R 599    | per quarter of hour  | R 626    | per quarter of hour  | R 654    |
| 4.service and filling             | per service and per filling                                | R 253    | per service and per filling                                | R 265    | per service and per filling                                | R 277    | per service and per filling                                | R 289    |
| 5.perusal                         | Per page   | R 14     | Per page   | R 14     | Per page   | R 15     | Per page   | R 16     |
| 6.travelling expenses             | per kilometre  | R 9      | per kilometre  | R 9      | per kilometre  | R 9      | per kilometre  | R 10     |
| 7.travelling time                 | per half of hour   | R 286    | per half of hour   | R 300    | per half of hour   | R 313    | per half of hour   | R 327    |
| 8.letters                         | Per letter   | R 107    | Per letter   | R 112    | Per letter   | R 117    | Per letter   | R 123    |
| 9.faxing and emailing             | per page   | R 21     | per page   | R 22     | per page   | R 23     | per page   | R 25     |
| 10.appearance in court            | if counsel not employed and Half if counsel employed       | R 14,297 | if counsel not employed and Half if counsel employed       | R 14,983 | if counsel not employed and Half if counsel employed       | R 15,642 | if counsel not employed and Half if counsel employed       | R 16,346 |
| 11.telephone calls                | per minutes  | R 9      | per minutes  | R 9      | per minutes  | R 9      | per minutes  | R 10     |
| 12.copies                         | per copy   | R 4      | per copy   | R 4      | per copy   | R 4      | per copy   | R 4      |
| 13.Waiting time in court          | per quarter of hour  | R 286    | per quarter of hour  | R 300    | per quarter of hour  | R 313    | per quarter of hour  | R 327    |

Litigation

| 1.4 LABOUR COURT CASES   |  |          |  |          |  |          |  |          |  |  |  |  |
|--|--|----------|--|----------|--|----------|--|----------|--|--|--|--|
| 1. Taking instruction  | Fixed rate subject to annual escalation                    | R 4,289  | Fixed rate subject to annual escalation                    | R 4,495  | Fixed rate subject to annual escalation                    | R 4,693  | Fixed rate subject to annual escalation                    | R 4,904  |  |  |  |  |
| 2. consultation  | per quarter of hour, maximum time for consultation 4 hours | R 572    | per quarter of hour, maximum time for consultation 4 hours | R 599    | per quarter of hour, maximum time for consultation 4 hours | R 626    | per quarter of hour, maximum time for consultation 4 hours | R 654    |  |  |  |  |
| 3. Approving of pleadings  | per quarter of hour  | R 572    | per quarter of hour  | R 599    | per quarter of hour  | R 626    | per quarter of hour  | R 654    |  |  |  |  |
| 4. service and filing  | per service and per filing                                 | R 253    | per service and per filing                                 | R 265    | per service and per filing                                 | R 277    | per service and per filing                                 | R 289    |  |  |  |  |
| 5. perusal   | Per page   | R 14     | Per page   | R 14     | Per page   | R 15     | Per page   | R 16     |  |  |  |  |
| 6. travelling expenses   | per kilometre  | R 9      | per kilometre  | R 9      | per kilometre  | R 9      | per kilometre  | R 10     |  |  |  |  |
| 7. travelling time   | per quarter of hour  | R 286    | per quarter of hour  | R 300    | per quarter of hour  | R 313    | per quarter of hour  | R 327    |  |  |  |  |
| 8. letters   | Per page   | R 107    | Per page   | R 112    | Per page   | R 117    | Per page   | R 123    |  |  |  |  |
| 9. faxing and emailing   | per page   | R 21     | per page   | R 22     | per page   | R 23     | per page   | R 25     |  |  |  |  |
| 10. appearance in court  | if counsel not employed and Half if counsel employed       | R 14,297 | if counsel not employed and Half if counsel employed       | R 14,983 | if counsel not employed and Half if counsel employed       | R 15,642 | if counsel not employed and Half if counsel employed       | R 16,346 |  |  |  |  |
| 11. telephone calls  | per minutes  | R 9      | per minutes  | R 9      | per minutes  | R 9      | per minutes  | R 10     |  |  |  |  |
| 12. copies   | per copy   | R 4      | per copy   | R 4      | per copy   | R 4      | per copy   | R 4      |  |  |  |  |
| 13. Waiting time in court  | per quarter of hour  | R 268    | per quarter of hour  | R 281    | per quarter of hour  | R 293    | per quarter of hour  | R 307    |  |  |  |  |
| IN CASE A COUNSEL IS EMPLOYED, THE COUNSEL'S APPOINTMENT AND FEES SHALL BE SUBJECT TO THE PRE-APPROVAL OF THE MUNICIPALITY |  |          |  |          |  |          |  |          |  |  |  |  |

| TRAFFIC FINES     |   | Approved for 2021-2022 FY   | Approved for 2022-2023 FY | Approved for 2023-2024 FY | Approved for 2024-2025 FY |
|-------------------|---|---|---------------------------|---------------------------|---------------------------|
| NATURE OF SERVICE | DESCRIPTION OF SERVICE  |   |                           |                           |                           |
| Code              |   |   |                           |                           |                           |
| 10047             | drove a motor vehicle without necessary driving licence: Sect. 12(a) Act 93/1996                          | Refer to the charge sheet as approved by the Magistrate and ratified by the Mayor |                           |                           |                           |
| 10097             | drove a motor vehicle without required documentation: sect. 12(b) Act 93/1996                             | Refer to the charge sheet as approved by the Magistrate and ratified by the Mayor |                           |                           |                           |
| 10411             | drove prescribed motor vehicle without a profession driving permit: sect. 32(1) Act 93/1996               | Refer to the charge sheet as approved by the Magistrate and ratified by the Mayor |                           |                           |                           |
| 10429             | drove prescribed motor vehicle without a profession driving permit: sect. 32(1) Act 93/1996               | Refer to the charge sheet as approved by the Magistrate and ratified by the Mayor |                           |                           |                           |
| 10429             | professional driving permit was not with him or her in the vehicle: sect. 32(1) Act 93/1996               | Refer to the charge sheet as approved by the Magistrate and ratified by the Mayor |                           |                           |                           |
| 10437             | professional driving permit was not with him or her in the vehicle: sect. 32(1) Act 93/1996               | Refer to the charge sheet as approved by the Magistrate and ratified by the Mayor |                           |                           |                           |
| 10487             | operated motor vehicle which was not in a roadworthy condition: sect. 42(1) Act 93/1996                   | Refer to the charge sheet as approved by the Magistrate and ratified by the Mayor |                           |                           |                           |
| 10500             | operated an unroadworthy motor vehicle contrary to said direction: sect. 44(1) Act 93/1996                | Refer to the charge sheet as approved by the Magistrate and ratified by the Mayor |                           |                           |                           |
| 10649             | fail to take steps to ensure roadworthiness of motor vehicle: sect. 50(1)(a) Act 93/1996                  | Refer to the charge sheet as approved by the Magistrate and ratified by the Mayor |                           |                           |                           |
| 17502             | Read with Art/not comply with direction of road traffic sign: stop sign: sect. 58(1)                      | Refer to the charge sheet as approved by the Magistrate and ratified by the Mayor |                           |                           |                           |
| 17798             | Not comply with direction of a road traffic sign: No entry sign: sect. 58(1) Act 93/1996                  | Refer to the charge sheet as approved by the Magistrate and ratified by the Mayor |                           |                           |                           |
| 17811             | Not comply with direction of a road traffic sign: one way road sign: sect. 58(1) Act 93/1996              | Refer to the charge sheet as approved by the Magistrate and ratified by the Mayor |                           |                           |                           |
| 19245             | Fail to comply with the direction of road traffic sign: Stopping prohibited sign: sect. 58(1) Act 93/1996 | Refer to the charge sheet as approved by the Magistrate and ratified by the Mayor |                           |                           |                           |
| 20000             | Not comply with direction of road traffic mark: no overtaking marking: sect. 58(1) Act 93/1996            | Refer to the charge sheet as approved by the Magistrate and ratified by the Mayor |                           |                           |                           |
| 20107             | Not comply with direction of road traffic mark: painted island marking: sect. 58(1) Act 93/1996           | Refer to the charge sheet as approved by the Magistrate and ratified by the Mayor |                           |                           |                           |
| 20458             | Not comply with road traffic mark: no stopping line marking: sect. 58(1) Act 93/1996                      | Refer to the charge sheet as approved by the Magistrate and ratified by the Mayor |                           |                           |                           |
| 20539             | Not comply with the direction of traffic signal: steady red light signal: sect. 58(1) Act 93/1996         | Refer to the charge sheet as approved by the Magistrate and ratified by the Mayor |                           |                           |                           |
|                   | <b>60 KM PER HOUR</b>   |   |                           |                           |                           |
| 13914             | Exceeded indicated speed limit of 60 km per hour: 70-74: sect. 59(4)(b) Act 93/1996                       | Refer to the charge sheet as approved by the Magistrate and ratified by the Mayor |                           |                           |                           |
| 13922             | Exceeded indicated speed limit of 60 km per hour: 75-79: sect. 59(4)(b) Act 93/1996                       | Refer to the charge sheet as approved by the Magistrate and ratified by the Mayor |                           |                           |                           |
| 13930             | Exceeded indicated speed limit of 60 km per hour: 80-84: sect. 59(4)(b) Act 93/1996                       | Refer to the charge sheet as approved by the Magistrate and ratified by the Mayor |                           |                           |                           |
| 13948             | Exceeded indicated speed limit of 60 km per hour: 85-86: sect. 59(4)(b) Act 93/1996                       | Refer to the charge sheet as approved by the Magistrate and ratified by the Mayor |                           |                           |                           |
| 13956             | Exceeded indicated speed limit of 60 km per hour: 90-94: sect. 59(4)(b) Act 93/1996                       | Refer to the charge sheet as approved by the Magistrate and ratified by the Mayor |                           |                           |                           |
|                   |   | Refer to the charge sheet as approved by the Magistrate and ratified by the Mayor |                           |                           |                           |
|                   |   | Refer to the charge sheet as approved by the Magistrate and ratified by the Mayor |                           |                           |                           |
|                   |   | Refer to the charge sheet as approved by the Magistrate and ratified by the Mayor |                           |                           |                           |
|                   |   | Refer to the charge sheet as approved by the Magistrate and ratified by the Mayor |                           |                           |                           |
| 13964             | Exceeded indicated speed limit of 60 km per hour: 95-99: sect. 59(4)(b) Act 93/1996                       | Refer to the charge sheet as approved by the Magistrate and ratified by the Mayor |                           |                           |                           |
| 13972             | Exceeded indicated speed limit of 60 km per hour: 100-104: sect. 59(4)(b) Act 93/1996                     | Refer to the charge sheet as approved by the Magistrate and ratified by the Mayor |                           |                           |                           |
| 13980             | Exceeded indicated speed limit of 60 km per hour: 105-109: sect. 59(4)(b) Act 93/1996                     | Refer to the charge sheet as approved by the Magistrate and ratified by the Mayor |                           |                           |                           |
| 13998             | Exceeded indicated speed limit of 60 km per hour: 110-114: sect. 59(4)(b) Act 93/1996                     | Refer to the charge sheet as approved by the Magistrate and ratified by the Mayor |                           |                           |                           |
| 14009             | Exceeded indicated speed limit of 60 km per hour: 115-119: sect. 59(4)(b) Act 93/1996                     | Refer to the charge sheet as approved by the Magistrate and ratified by the Mayor |                           |                           |                           |
| 14017             | Exceeded indicated speed limit of 60 km per hour: 120-124: sect. 59(4)(b) Act 93/1996                     | Refer to the charge sheet as approved by the Magistrate and ratified by the Mayor |                           |                           |                           |
|                   |   | Refer to the charge sheet as approved by the Magistrate and ratified by the Mayor |                           |                           |                           |
| 14025             | Exceeded indicated speed limit of 60 km per hour: 125-129: sect. 59(4)(b) Act 93/1996                     | Refer to the charge sheet as approved by the Magistrate and ratified by the Mayor |                           |                           |                           |





|       |   |   |
|-------|---|---|
| 21145 | Roadworthy certificate not displayed as prescribed:sect.42(A) Act 93/1996                                   | Refer to the charge sheet as approved by the Magistrate and ratified by the Mayor |
| 10958 | Drove vehicle inconsiderately:sect.64 Act 93/1996   | Refer to the charge sheet as approved by the Magistrate and ratified by the Mayor |
| 78011 | Owner failed to licence motor vehicle:Reg. Act 93/1996  | Refer to the charge sheet as approved by the Magistrate and ratified by the Mayor |
| 78053 | Number plate displayed does not comply with SABS specification:Reg.35(1) Act 93/1996                        | Refer to the charge sheet as approved by the Magistrate and ratified by the Mayor |
| 78079 | Number plate not correct surface of letters not correct colours:Reg.35(3) Act 93/1996                       | Refer to the charge sheet as approved by the Magistrate and ratified by the Mayor |
| 78095 | Letters and figures not arranged as prescribed:Reg.35(5) Act 93/1996  | Refer to the charge sheet as approved by the Magistrate and ratified by the Mayor |
| 78100 | One number plate not affixed to motor vehicle:Reg.35(5) Act 93/1996   | Refer to the charge sheet as approved by the Magistrate and ratified by the Mayor |
| 78118 | Two number plates not affixed to motor vehicle:Reg.35(5) Act 93/1996  | Refer to the charge sheet as approved by the Magistrate and ratified by the Mayor |
| 78126 | Displayed licence number not applicable to such motor vehicle:Reg.(6)(a) Act 93/1996                        | Refer to the charge sheet as approved by the Magistrate and ratified by the Mayor |
| 78134 | Licence number on motor vehicle obscured or has become illegible:Reg.35(6)(b) Act 93/1996                   | Refer to the charge sheet as approved by the Magistrate and ratified by the Mayor |
| 78231 | Each letter and figure on the number plate is not clearly legible:Reg.35(7)(c) Act 93/1996                  | Refer to the charge sheet as approved by the Magistrate and ratified by the Mayor |
| 78249 | Whole number plate was not clearly visible:Reg. Act 93/1996   | Refer to the charge sheet as approved by the Magistrate and ratified by the Mayor |
| 78257 | Number plate not affixed the back of a motor cycle etc or trailer:Reg.35(7) (e) Act 93/1996                 | Refer to the charge sheet as approved by the Magistrate and ratified by the Mayor |
| 78265 | Not one number plate to the back and one to the front of the vehicle:Reg.35(7)(c)                           | Refer to the charge sheet as approved by the Magistrate and ratified by the Mayor |
| 78299 | As owner of the vehicle failed to display the licence disc:Reg.36(1) Act 93/1996                            | Refer to the charge sheet as approved by the Magistrate and ratified by the Mayor |
| 78312 | Licence disc not displayed on transparent windscreen as prescribed:Reg.36(1)(a) Act 93/1996                 | Refer to the charge sheet as approved by the Magistrate and ratified by the Mayor |
| 78320 | Licence and roadworthy certificate disc not affixed in the prescribed manner on the                         | Refer to the charge sheet as approved by the Magistrate and ratified by the Mayor |
| 78370 | Reg.36(1)(a) Act 93/1996  | Refer to the charge sheet as approved by the Magistrate and ratified by the Mayor |
| 78370 | Licence disc on vehicle not applicable to the vehicle:Reg.36(2)(a) Act 93/1996                              | Refer to the charge sheet as approved by the Magistrate and ratified by the Mayor |
| 78388 | Licence and roadworthy certificate disc not applicable to motor vehicle:Reg.36(2)(a) Act                    | Refer to the charge sheet as approved by the Magistrate and ratified by the Mayor |
| 84135 | Held cell phone in hand or hands or with other part of body:Reg.308A(1)(a) Act 93/1996                      | Refer to the charge sheet as approved by the Magistrate and ratified by the Mayor |
| 78809 | Transported person or goods as a holder of a special permit:Reg.84(4) Act 93/1996                           | Refer to the charge sheet as approved by the Magistrate and ratified by the Mayor |
| 78859 | Drove vehicle as learner without supervision:Reg.99(2)(a) Act 93/1996                                       | Refer to the charge sheet as approved by the Magistrate and ratified by the Mayor |
| 78867 | Drove a motor cycle with a learner licence with a passenger thereon:Reg.99(2)(b) Act                        | Refer to the charge sheet as approved by the Magistrate and ratified by the Mayor |
| 78883 | Allowed person without a professional driving permit to drive:Reg.124(a) read with                          | Refer to the charge sheet as approved by the Magistrate and ratified by the Mayor |
| 79033 | The service brake of trailer could not be used whilst in motion:Reg.151(2) Act 93/1996                      | Refer to the charge sheet as approved by the Magistrate and ratified by the Mayor |
| 79211 | Operated a vehicle with a brake not in a good working order:Reg.156(1)(a) Act 93/1996                       | Refer to the charge sheet as approved by the Magistrate and ratified by the Mayor |
| 79279 | Operated a motor vehicle with defective lamps:Reg.157(1)(a) Act 93/1996                                     | Refer to the charge sheet as approved by the Magistrate and ratified by the Mayor |
| 79287 | Failed switch on lights of motor vehicle between sunset and sunrise:Reg.157(1)(b) Act                       | Refer to the charge sheet as approved by the Magistrate and ratified by the Mayor |
| 79499 | Stopped or parked a motor vehicle without parking lights:Reg.162(a) Act 93/1996                             | Refer to the charge sheet as approved by the Magistrate and ratified by the Mayor |
| 79732 | Vehicle without at least one rear lamp on each side of the vehicle:Reg.168(1) Act 93/1996                   | Refer to the charge sheet as approved by the Magistrate and ratified by the Mayor |
| 79790 | Vehicle towed by breakdown without separate temporary set of rear lamps:<br>Reg.168(5) read with reg.168(1) | Refer to the charge sheet as approved by the Magistrate and ratified by the Mayor |
| 79805 | Vehicle without at least one stop lamp at each side on the rear:Reg.169(1) Act 93/1996                      | Refer to the charge sheet as approved by the Magistrate and ratified by the Mayor |
| 79839 | Stop lamp not visible from rear or obscured:Reg.169(1)(b) Act 93/1996                                       | Refer to the charge sheet as approved by the Magistrate and ratified by the Mayor |
| 79902 | Stop lamps not emitting a red light:Reg.169(1)(d) Act 93/1996   | Refer to the charge sheet as approved by the Magistrate and ratified by the Mayor |
| 19936 | Stop lamp did not come into operation when the brake pedal was activated:Reg.169(1)(c)                      | Refer to the charge sheet as approved by the Magistrate and ratified by the Mayor |
| 80440 | Motor vehicle without the prescribed yellow retro-reflectors on the side<br>:Reg.188(a)(i)&(ii) Act 93/1996 | Refer to the charge sheet as approved by the Magistrate and ratified by the Mayor |
| 80547 | Fitted a retro-reflector to a movable part of a vehicle:Reg.189(a)(b) Act 93/1996                           | Refer to the charge sheet as approved by the Magistrate and ratified by the Mayor |
| 80725 | No proper directional indicators on both sides of motor vehicle :Reg.193(1) Act 39/1996                     | Refer to the charge sheet as approved by the Magistrate and ratified by the Mayor |


Traffic

|       |  |   |
|-------|--|---|
| 80775 | Flasher-type indicator not one towards the front and towards the rear:Reg.194 (c) Act  | Refer to the charge sheet as approved by the Magistrate and ratified by the Mayor |
| 80943 | Direction indicators that were not in good working order:Reg.198(8) Act 93/1996  | Refer to the charge sheet as approved by the Magistrate and ratified by the Mayor |
| 81072 | Self-propelled motor vehicle without efficient warning device:Reg.201(1)(a) Act 93/1996  | Refer to the charge sheet as approved by the Magistrate and ratified by the Mayor |
| 81103 | Vehicle with a device emitting a sound of which the sound of pitch varies:<br>Reg.201(1)(d) Act 93/1996  | Refer to the charge sheet as approved by the Magistrate and ratified by the Mayor |
| 81111 | Drove without sufficient visibility through windows for save driving:Reg.202(1)(a) Act   | Refer to the charge sheet as approved by the Magistrate and ratified by the Mayor |
| 81179 | Operated motor vehicle without proper rear-views mirrors:Reg.204(1)(b) Act 93/1996   | Refer to the charge sheet as approved by the Magistrate and ratified by the Mayor |
| 81488 | Operated a motor vehicle with worn or damaged tyre:Reg.212(f) Act 93/1996  | Refer to the charge sheet as approved by the Magistrate and ratified by the Mayor |
| 81527 | Pneumatic tyre with pattern no over whole tyre and tread not:Reg.212(f)(i) Act 93/1996   | Refer to the charge sheet as approved by the Magistrate and ratified by the Mayor |
| 81577 | Used vehicle of which the seatbelts were removed for repairs:Reg.213(3)(d) Act 93/1996   | Refer to the charge sheet as approved by the Magistrate and ratified by the Mayor |
| 81585 | As an adult passenger failed to wear seatbelt:Reg.213(4) Act 96/1996   | Refer to the charge sheet as approved by the Magistrate and ratified by the Mayor |
| 81640 | Operated a motor vehicle without carrying an emergency warning sign:Reg.214(2)(a) Act  | Refer to the charge sheet as approved by the Magistrate and ratified by the Mayor |
| 81658 | Emergency warning sign not complying with SABS specifications:Reg.214(2)(b) Act  | Refer to the charge sheet as approved by the Magistrate and ratified by the Mayor |
| 81721 | Used motor vehicle without the required wheel flaps:Reg.217(1) read with Reg.217(2)  | Refer to the charge sheet as approved by the Magistrate and ratified by the Mayor |
| 82214 | Operated a vehicle with projections further than 300mm to the rear during day time without necessary red flags:Reg.229(1)(b) Act 93/1996           | Refer to the charge sheet as approved by the Magistrate and ratified by the Mayor |
| 82379 | Conveyed more people in motor vehicle than permitted by law:Reg.233(1)(b) Act 93/1996  | Refer to the charge sheet as approved by the Magistrate and ratified by the Mayor |
| 82468 | Conveyed goods that were too height on the roof of a motor car:Reg.246(d) Act 93/1996  | Refer to the charge sheet as approved by the Magistrate and ratified by the Mayor |
| 78930 | Used motor vehicle without a service brake:Reg.149 Act 93/1996   | Refer to the charge sheet as approved by the Magistrate and ratified by the Mayor |
| 78948 | Used motor vehicle without an emergency brake or parking brake:Reg.149 Act 93/1996   | Refer to the charge sheet as approved by the Magistrate and ratified by the Mayor |
| 79059 | Used a vehicle without at least a parking brake or other device for keeping such vehicle stationary to wit:unspecified vehicle:Reg.153 Act 93/1996 | Refer to the charge sheet as approved by the Magistrate and ratified by the Mayor |
| 81739 | Used motor vehicle without rear under run protection:Reg.218 Act 93/1996   | Refer to the charge sheet as approved by the Magistrate and ratified by the Mayor |
| 85937 | Owner failed to licence motor vehicle:Reg.18 Act 93/1996   | Refer to the charge sheet as approved by the Magistrate and ratified by the Mayor |
| 82955 | Operated bus for reward without a proper fire extinguisher:Reg.260 Act 93/1996   | Refer to the charge sheet as approved by the Magistrate and ratified by the Mayor |
| 83333 | Passed on summit or in curve and thus created a hazard to other traffic:Reg.298(2) Act   | Refer to the charge sheet as approved by the Magistrate and ratified by the Mayor |
| 83595 | Stopped a vehicle at excavation or obstruction:Reg.304(a) Act 93/1996  | Refer to the charge sheet as approved by the Magistrate and ratified by the Mayor |
| 83626 | Stopped vehicle in contravention of traffic sign-no stopping:Reg.304(d) Act 93/1996  | Refer to the charge sheet as approved by the Magistrate and ratified by the Mayor |
| 83676 | Stopped vehicle where it constituted a danger to other traffic:Reg.304(i) Act 93/1996  | Refer to the charge sheet as approved by the Magistrate and ratified by the Mayor |
| 83838 | Parked on roadway outside an urban area:Reg.305(3) Act 93/1996   | Refer to the charge sheet as approved by the Magistrate and ratified by the Mayor |
| 81153 | Vehicle failed to have a proper windshield wiper:Reg.203 Act 93/1996   | Refer to the charge sheet as approved by the Magistrate and ratified by the Mayor |
| 81111 | Drove without sufficient visibility through windows for save:Reg.202(1)(a) Act 93/1996   | Refer to the charge sheet as approved by the Magistrate and ratified by the Mayor |
| 85571 | Wind screen or window film with bubbles,tears or scratches:Reg.202(3)(b) Act 93/1996   | Refer to the charge sheet as approved by the Magistrate and ratified by the Mayor |
| 82565 | Conveyed a person in the goods department of a motor vehicle:Reg.250 Act 93/1996   | Refer to the charge sheet as approved by the Magistrate and ratified by the Mayor |
| 80686 | 93/1996  | Refer to the charge sheet as approved by the Magistrate and ratified by the Mayor |

Billable services does not includes VAT and they are Rounded to the nearest Rand.  
All sundry income includes VAT and they are Rounded to the nearest Rand.

Signed by:

CLLR SHIBAMBU BA  
THE MAYOR



Signature

Business Registration Fees

| Business Registration Fees |   |                           |                           |                           |  |
|----------------------------|---|---------------------------|---------------------------|---------------------------|--|
| NATURE OF SERVICE          | DESCRIPTION OF SERVICE  | Approved for 2021-2022 FY | Approved for 2022-2023 FY | Approved for 2023-2024 FY | Approved for 2024-2025 FY                                    |
| Code                       |   |                           |                           |                           |  |
| 251                        | Stone quarrying, clay and sand-pits   |                           |                           |                           | Refer to the Limpopo Business Registration Regulations, 2015 |
| 3                          | Manufacturing   |                           |                           |                           | Refer to the Limpopo Business Registration Regulations, 2015 |
| 412                        | Manufacturing and distribution of gas   |                           |                           |                           | Refer to the Limpopo Business Registration Regulations, 2015 |
| 50                         | Construction  |                           |                           |                           | Refer to the Limpopo Business Registration Regulations, 2015 |
| 61                         | Wholesale: Sale to public and retailers                                       |                           |                           |                           | Refer to the Limpopo Business Registration Regulations, 2015 |
| 621                        | General trade (general dealer)  |                           |                           |                           | Refer to the Limpopo Business Registration Regulations, 2015 |
| 622                        | Retail trade in food, beverages and tobacco                                   |                           |                           |                           | Refer to the Limpopo Business Registration Regulations, 2015 |
| 623                        | Other retail in new goods   |                           |                           |                           | Refer to the Limpopo Business Registration Regulations, 2015 |
| 624                        | Other retail in second-hand goods   |                           |                           |                           | Refer to the Limpopo Business Registration Regulations, 2015 |
| 625                        | Retail trade not in stores  |                           |                           |                           | Refer to the Limpopo Business Registration Regulations, 2015 |
| 626                        | Repair of personal and household goods  |                           |                           |                           | Refer to the Limpopo Business Registration Regulations, 2015 |
| 631                        | Sale of motor vehicle   |                           |                           |                           | Refer to the Limpopo Business Registration Regulations, 2015 |
| 632                        | Maintenance and repair of motor vehicle                                       |                           |                           |                           | Refer to the Limpopo Business Registration Regulations, 2015 |
| 633                        | Sale of motor vehicle parts and accessories                                   |                           |                           |                           | Refer to the Limpopo Business Registration Regulations, 2015 |
| 634                        | Sale, maintenance and repair of motor cycles and related arts and accessories |                           |                           |                           | Refer to the Limpopo Business Registration Regulations, 2015 |
| 635                        | Retail sale of automotive fuel  |                           |                           |                           | Refer to the Limpopo Business Registration Regulations, 2015 |
| 641                        | Hotels Accomodation, Camping sites and provision of short stay accomodation   |                           |                           |                           | Refer to the Limpopo Business Registration Regulations, 2015 |
| 642                        | Restaurants, bars and canteens  |                           |                           |                           | Refer to the Limpopo Business Registration Regulations, 2015 |
| 71                         | Land transport  |                           |                           |                           | Refer to the Limpopo Business Registration Regulations, 2015 |
| 72                         | Water Transport   |                           |                           |                           | Refer to the Limpopo Business Registration Regulations, 2015 |
| 73                         | Air Transport   |                           |                           |                           | Refer to the Limpopo Business Registration Regulations, 2015 |
| 741                        | Supporting and auxilliary transport   |                           |                           |                           | Refer to the Limpopo Business Registration Regulations, 2015 |
| 75                         | Post and tele-communication   |                           |                           |                           | Refer to the Limpopo Business Registration Regulations, 2015 |



Business Registration Fees


|       |   |  |
|-------|---|--|
| 81    | Financial Intermediations   | Refer to the Limpopo Business Registration Regulations, 2015 |
| 84    | Real estate activities  | Refer to the Limpopo Business Registration Regulations, 2015 |
| 85    | Renting of machinery and equipment  | Refer to the Limpopo Business Registration Regulations, 2015 |
| 86    | Computer related activities   | Refer to the Limpopo Business Registration Regulations, 2015 |
| 87    | Research and development  | Refer to the Limpopo Business Registration Regulations, 2015 |
| 881   | Legal, Accounting, Bookkeeping and auditing activities  | Refer to the Limpopo Business Registration Regulations, 2015 |
|       | Tax consultants, market research and public opinion research, business and management consultancy | Refer to the Limpopo Business Registration Regulations, 2015 |
| 881   | Architectural, Engineering and other technical activities   | Refer to the Limpopo Business Registration Regulations, 2015 |
| 882   | Advertising   | Refer to the Limpopo Business Registration Regulations, 2015 |
| 883   | Labour recruitment and provision of staff   | Refer to the Limpopo Business Registration Regulations, 2015 |
| 8891  | Investigation and Security Activities   | Refer to the Limpopo Business Registration Regulations, 2015 |
| 8892  | Building and Industrial, Plant Cleaning Activities  | Refer to the Limpopo Business Registration Regulations, 2015 |
| 8893  | Photographic Activities   | Refer to the Limpopo Business Registration Regulations, 2015 |
| 8894  | Packaging Activities  | Refer to the Limpopo Business Registration Regulations, 2015 |
| 8895  | Credit rating agency activities   | Refer to the Limpopo Business Registration Regulations, 2015 |
| 8891  | Debt collecting agency activities   | Refer to the Limpopo Business Registration Regulations, 2015 |
| 88992 | Stenographic, Duplicating, Addressing, Mailing list and similar activities                        | Refer to the Limpopo Business Registration Regulations, 2015 |
| 88993 | Educational and training activities   | Refer to the Limpopo Business Registration Regulations, 2015 |
| 920   | Human health activities   | Refer to the Limpopo Business Registration Regulations, 2015 |
| 931   | Veterinary activities   | Refer to the Limpopo Business Registration Regulations, 2015 |
| 932   | Social work activities  | Refer to the Limpopo Business Registration Regulations, 2015 |
| 933   | Activities of business employers and professional organisations                                   | Refer to the Limpopo Business Registration Regulations, 2015 |
| 951   | Recreation, cultural and sporting activities  | Refer to the Limpopo Business Registration Regulations, 2015 |
| 96    | Motion pictures, radio, television and other entertainment activities                             | Refer to the Limpopo Business Registration Regulations, 2015 |
| 961   | News Agency Activities  | Refer to the Limpopo Business Registration Regulations, 2015 |
| 962   | Washing and dry-cleaning of textiles and for products   | Refer to the Limpopo Business Registration Regulations, 2015 |
| 9901  | Hair-dressing and other beauty treatment  | Refer to the Limpopo Business Registration Regulations, 2015 |
| 9902  | Funeral and related activities  | Refer to the Limpopo Business Registration Regulations, 2015 |
| 9903  |   |  |

Billable services does not includes VAT and they are Rounded to the nearest Rand.  
All sundry income includes VAT and they are Rounded to the nearest Rand.

Signed by:



CLLR ZITHA T  
THE MAYOR

 27/05/2022  
Date